

# Crime Statistics

## Third Quarter of 2017

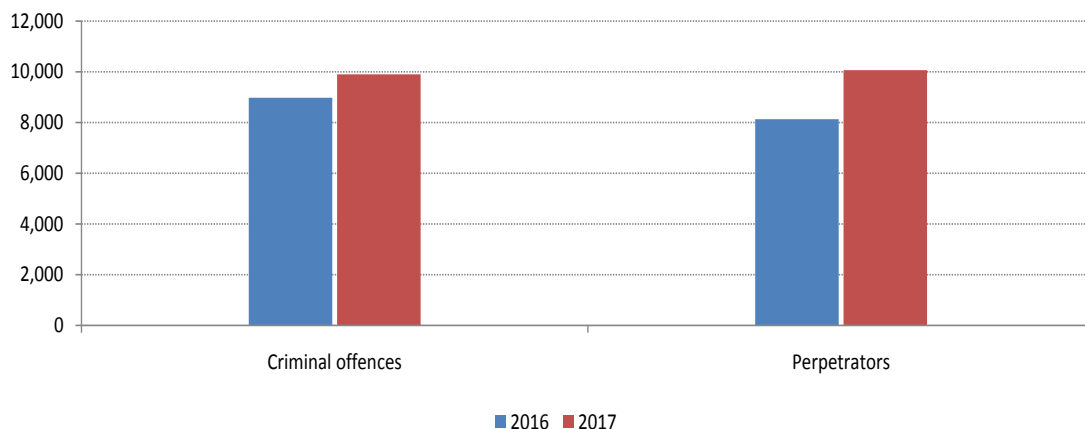
**Tirana, on October 18, 2017:** During the third quarter of 2017, 9,900 criminal offences were committed, about 10.3 % more compared to the same quarter of 2016. During this period, 10,068 perpetrators were recorded, which is 23.8 % more compared to the third quarter of 2016.

"Crimes against property and in the economic sphere" represent 40.3 % of all crimes committed, "Crimes against state authority" 38.3 % and "Crimes against the person" 19.0 %.

**Tab. 1 Criminal offences and perpetrators**

Criminal offences	Recorded offences		Perpetrators	
	T3 - 2016	T3 - 2017	T3 - 2016	T3 - 2017
Crimes against humanity	0	0	0	0
Crime against the person	1,785	1,884	2,039	2,212
Criminal offenses related to property or in the economic area	2720	3993	2283	3506
Criminal acts against environment	41	107	44	123
Offences against independence and constitutional order	0	1	0	1
Offences encroaching relations with other states	0	0	0	0
Terrorist act	7	5	6	3
Crimes against the state authority	4,334	3,798	3,633	4,093
Criminal acts against justice	88	110	112	130
Criminal acts affecting free elections and the democratic system of elections	0	0	0	0
Criminal acts committed by an armed gang or criminal organization	2	2	12	0
<b>Total</b>	<b>8,977</b>	<b>9,900</b>	<b>8,129</b>	<b>10,068</b>

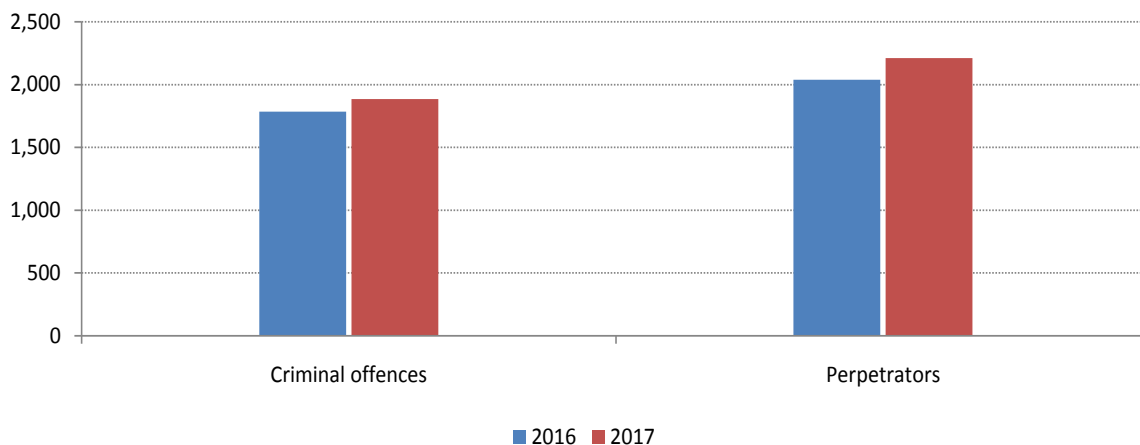
**Fig.1 Criminal offences and perpetrators**



**Criminal offences against the person**

During the third quarter of 2017, 1,884 criminal offences against the person were committed, an increase of 5.5 %, compared to the same quarter of 2016. The number of perpetrators of crimes against the person during this period was 2,212 and constitutes of 22.0 % of the total. During the third quarter of 2017, the number of perpetrators of this criminal offense has increased by 8.5 % compared to the same period of the previous year.

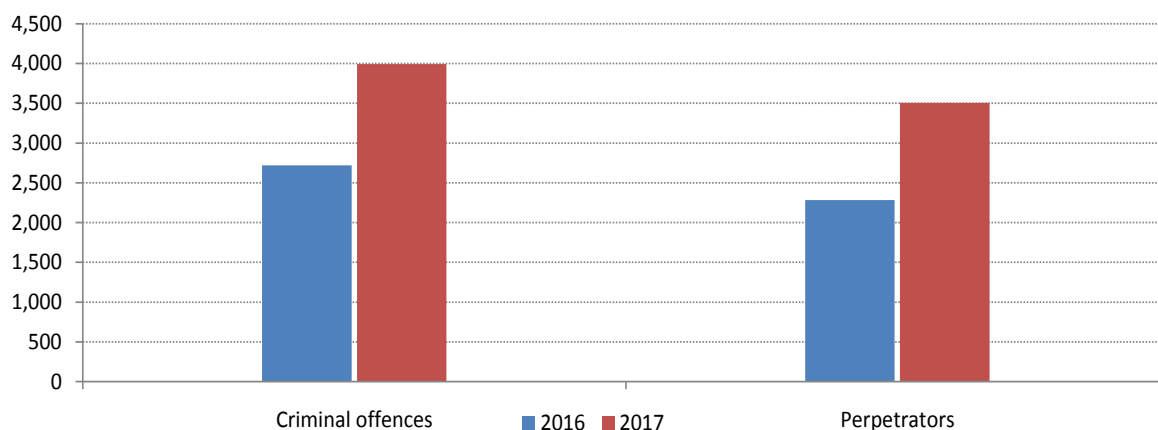
**Fig. 2 Criminal offences and perpetrators against the person**



### Criminal offenses related to property or in the economic area

During the third quarter of 2017 were recorded 3,993 “*Criminal offenses against property and in the economic sphere*”, an increase by 46.8 % compared to the third quarter of 2016. The number of perpetrators of these offences is 3,506, about 53.6 % more compared to the third quarter of 2016 and constitutes 34.8 % of the total. From these criminal offenses, the sections of thefts constitutes of 36.4 % of the total. Compared to the third quarter of 2016, the number of thefts has increased by 3.3 %.

**Fig.3 Criminal offenses and offenders against property or in the economic area**

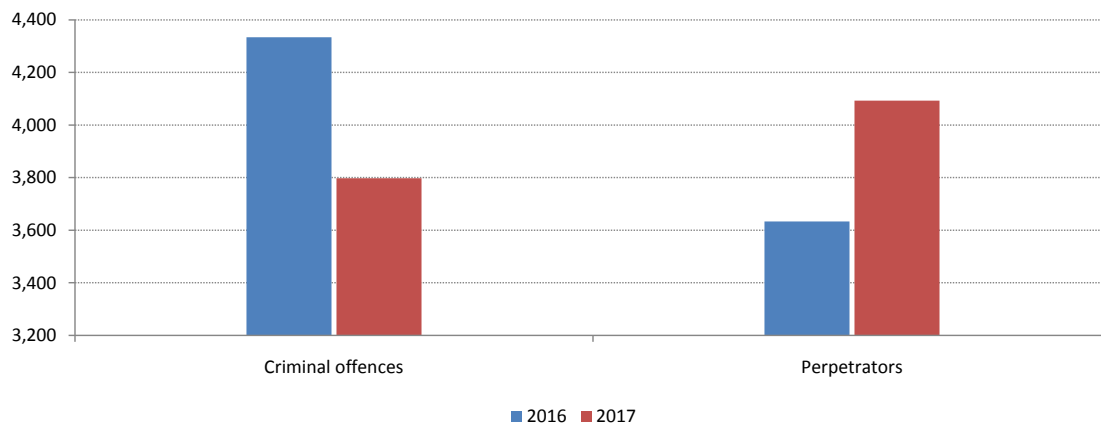


### Criminal offences against the state authority

During the third quarter of 2017, 3,798 “*Criminal offenses against the state authority*” were recorded, representing a decrease of 12.4 % compared to the third quarter of 2016. The number of perpetrators during the third quarter of 2017 was 4,093, marking an increase of 12.7 % compared to the same period of previous year.

“*Offenses against public order and security*” constitute the largest percentage of Offenses against state authority, about 78.7 %, recording a slight decrease of 19.6 % compared to the same period of the previous year.

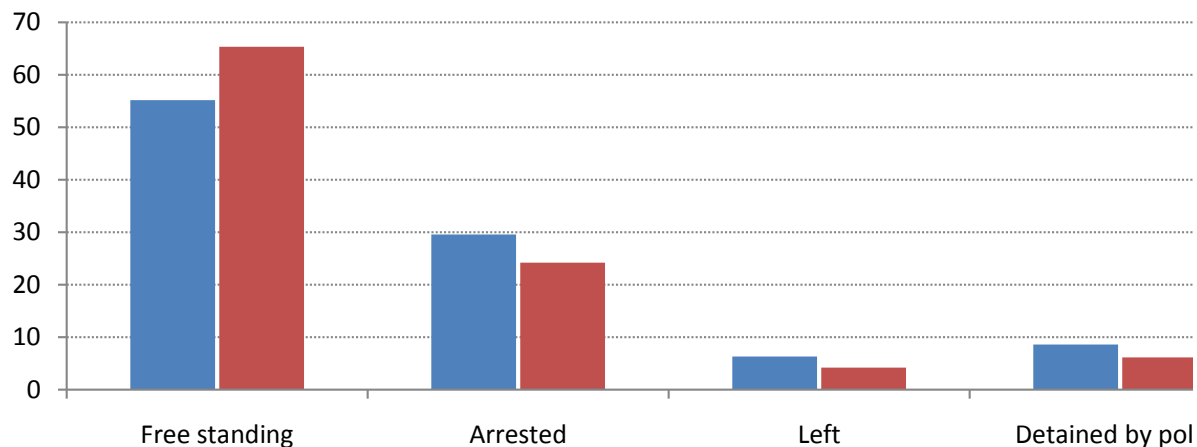
**Fig. 4 Criminal offences against the state authority**



**Security measures**

During the third quarter of 2017, 10,068 security measures were taken for perpetrators, from 8,129 security measures taken in the same period of previous year, with an increase of 23.9 %.

**Fig. 5 Security measures taken for the perpetrators of criminal offences**



**Tab. 2 Criminal offences against persons**

Crimes against the person	Recorded offences		Perpetrators	
	T 3 - 2016	T 3 - 2017	T 3 - 2016	T 3 - 2017
<b>Crime against life</b>	<b>431</b>	<b>391</b>	<b>473</b>	<b>437</b>
<i>Homicide</i>	21	13	28	14
<i>Premeditated homicide</i>	3	1	4	1
<i>Attempted homicide</i>	39	38	44	53
<i>Threat for blood feud or revenge</i>	1	0	2	0
<i>Threat</i>	367	339	395	369
<b>Against health</b>	<b>325</b>	<b>370</b>	<b>405</b>	<b>484</b>
<i>Lightly injury</i>	290	326	355	431
<i>Incorrect medication</i>	3	4	7	3
<i>Other</i>	32	40	43	50
<b>Sexual crime</b>	<b>37</b>	<b>40</b>	<b>37</b>	<b>36</b>
<i>Attempted sexual intercourse</i>	4	2	4	2
<i>Other</i>	33	38	33	34
<b>Criminal acts against person's freedom</b>	<b>15</b>	<b>24</b>	<b>20</b>	<b>28</b>
<i>Forcing through blackmail or violence for submission of the wealth</i>	9	6	10	8
<i>Trafficking in human beings</i>	5	13	9	13
<i>Use of premises of trafficked persons</i>	0	3	0	4
<i>Other</i>	1	2	1	3
<b>Criminal acts against morality and dignity</b>	<b>27</b>	<b>23</b>	<b>38</b>	<b>29</b>
<i>Prostitution</i>	5	4	8	7
<i>Exploitation of prostitution</i>	18	15	26	14
<i>Use of premises for prostitution</i>	4	4	4	8
<b>Criminal acts against children, marriage and family</b>	<b>434</b>	<b>523</b>	<b>462</b>	<b>555</b>
<i>Trafficking of Minors</i>	4	7	4	5
<i>Domestic violence (neni130/a)</i>	403	424	430	457
<i>Other</i>	27	92	28	93
<b>Criminal acts against freedom of religion</b>	<b>0</b>	<b>0</b>	<b>0</b>	<b>0</b>
<b>Other crime against persons</b>	<b>516</b>	<b>513</b>	<b>604</b>	<b>643</b>
<b>Total</b>	<b>1,785</b>	<b>1,884</b>	<b>2,039</b>	<b>2,212</b>

**Tab. 3 Criminal offences related to property or in the economic area**

Criminal offences related to property or in the economic area	Recorded offences		Perpetrators	
	T3 - 2016	T3 - 2017	T3 - 2016	T3 - 2017
<b>Theft of property</b>	<b>1,406</b>	<b>1,453</b>	<b>952</b>	<b>946</b>
<i>Bank robbery</i>	2	0	5	0
<i>Attempted bank robbery</i>	0	1	0	2
<i>Domestic burglary</i>	336	278	152	104
<i>Company theft</i>	4	9	5	5
<i>Trade local robbery</i>	122	89	63	75
<i>Theft through abuse of office</i>	21	28	20	33
<i>Stealing electrical power or telephone impulses</i>	217	265	218	272
<i>Violent robbery</i>	22	32	29	17
<i>Attempted violent robbery</i>	9	3	12	-
<i>Trafficking of vehicles</i>	42	58	40	57
<i>Attempted robbery</i>	82	85	60	60
<i>Weapon robbery</i>	4	4	0	3
<i>Attempted weapon robbery</i>	0	1	0	1
<i>Theft resulting in death</i>	0	0	0	0
<i>Art works trafficking</i>	0	1	0	1
<i>Vehicles theft</i>	78	101	22	22
<i>Other thefts</i>	467	498	326	294
<b>Fraud</b>	<b>170</b>	<b>212</b>	<b>178</b>	<b>243</b>
<i>Fraud</i>	156	176	163	198
<i>Unlawful reproduction of the work of another</i>	1	0	1	0
<i>Violation of industrial property rights</i>	13	36	14	45
<b>Destroying property</b>	<b>283</b>	<b>504</b>	<b>225</b>	<b>338</b>
<i>Destroying property by fire</i>	56	219	23	85
<i>Destroying property by explosives</i>	8	14	3	1
<i>Destroying property with other means</i>	219	271	199	252
<b>Acts related to unlicensed exercise of banking and financial activities</b>	<b>6</b>	<b>16</b>	<b>6</b>	<b>16</b>
<b>Offences in the field of customs</b>	<b>34</b>	<b>77</b>	<b>26</b>	<b>88</b>
<i>Non-declaration on the border of money and belongings</i>	2	8	2	8
<i>Other crimes in the field of custom</i>	32	69	24	80
<b>Criminal acts related to taxation</b>	<b>96</b>	<b>286</b>	<b>96</b>	<b>318</b>
<b>Crime in the field of counterfeiting</b>	<b>229</b>	<b>296</b>	<b>273</b>	<b>325</b>
<i>Falsification of letters, visa</i>	35	85	39	89
<i>Other in the field of counterfeiting</i>	194	211	234	236
<b>Criminal acts which violate the legal status of land</b>	<b>286</b>	<b>862</b>	<b>309</b>	<b>930</b>
<i>Illegal construction</i>	286	862	309	930
<b>Other economic-property crime</b>	<b>210</b>	<b>287</b>	<b>218</b>	<b>302</b>
<b>Total</b>	<b>2,720</b>	<b>3,993</b>	<b>2,283</b>	<b>3,506</b>

**Tab. 4 Criminal offences against the state authority**

Criminal offences against the state authority	Recorded offences		Perpetrators	
	T3 - 2016	T3 - 2017	T3 - 2016	T3 - 2017
<b>Crime against state activity</b>	<b>484</b>	<b>646</b>	<b>666</b>	<b>815</b>
<i>Opposing the public official</i>	104	152	118	171
<i>Opposing the official of the public order police</i>	189	211	235	274
<i>Crime in the field of corruption</i>	191	283	313	370
<b>Criminal acts against public order and security</b>	<b>3,719</b>	<b>2,991</b>	<b>2,817</b>	<b>3,105</b>
<i>Trafficking of weapons and munitions</i>	5	4	12	2
<i>Traffic of explosive, burning, poison and radioactive matters</i>	1	0	1	0
<i>Producing and manufacturing narcotics</i>	283	412	365	463
<i>Traffic of narcotics</i>	34	42	46	43
<i>Cultivating narcotic plants</i>	1260	142	243	100
<i>Other crime in drug field</i>	4	11	5	11
<i>Laundering of proceeds of crime</i>	73	83	89	97
<i>The violation of road traffic rules</i>	618	685	609	686
<i>Driving while inebriated or without a license</i>	693	832	698	840
<i>Leaving the scene of an accident</i>	93	96	59	65
<i>Obstructing the movement of means of transport</i>	4	8	6	28
<i>Illegal production and keeping of weapons of war and ammunition</i>	259	274	283	295
<i>Crimes in the technology field</i>	35	53	14	14
<i>Other crime against public order and security</i>	357	349	387	461
<b>Criminal acts against state secrets and state borders</b>	<b>131</b>	<b>161</b>	<b>150</b>	<b>173</b>
<i>Illegally crossing state border</i>	113	145	118	155
<i>Assistance for Illegal Crossing of the Border</i>	18	16	32	18
<b>Total</b>	<b>4,334</b>	<b>3,798</b>	<b>3,633</b>	<b>4,093</b>

**Tab. 5 Security measures taken for the perpetrators of criminal offences**

	Security measures	
	T 3 2016	T 3 2017
Arrested	2,406	2,434
Detained by police	515	424
Free standing	4,487	6,570
Left	703	619
Other	18	21
<b>Total</b>	<b>8,129</b>	<b>10,068</b>

# Methodology

Crime statistics reflect data on recorded criminal offences and persons suspected of committing a criminal offense. The group of criminal offenses was done according to the division referred to the Criminal Code of the Republic of Albania, respectively in 11 chapters and focusing on the sections of each chapter, where criminal offences were identified during the third quarter of 2017 and 2016. The data on recorded criminal offences refer to articles of the Criminal Code and not to the event, as in an event we can find more than one criminal element of the offence. The data on perpetrators are based on suspected persons in the commission of a criminal offence, not in judgments that are within the jurisdiction of the justice authorities to give the verdict. Data on perpetrators also include data on security measures.

**Criminal Offences:** Acts that violate, the legal values of a human being and of a particular community are called criminal acts or a general term of criminality. They are divided into crimes and criminal offenses.

**Criminal offence against a person:** Includes criminal offenses against life, health, freedom, morality and dignity, offenses against the family, marriage, children and against the freedom of religion.

**Criminal offences against property and the economic sphere include acts such as:** theft of property, fraud, customs and tax crimes, acts that violate the legal regime.

**Criminal acts against the state authority include acts such as:** against state activity by citizens, against public order and public security, and state borders, where each section contains a number of other acts in itself.

**Perpetrators:** Persons who, by their act or omission, allow a criminal offense to occur, causing the consequence of the offense. Authors over the age of 14 have criminal responsibility while children under the age of 14 are examples from criminal liability.

**Reported offences:** Offenses reported to the police or that the police have knowledge of them in other ways.

**Source of Data:** Data was provided by the General Directorate of State Police

The data on identified criminal offenses and perpetrators are preliminary and subject to review.