

Balance of electric power

Quarter III - 2019

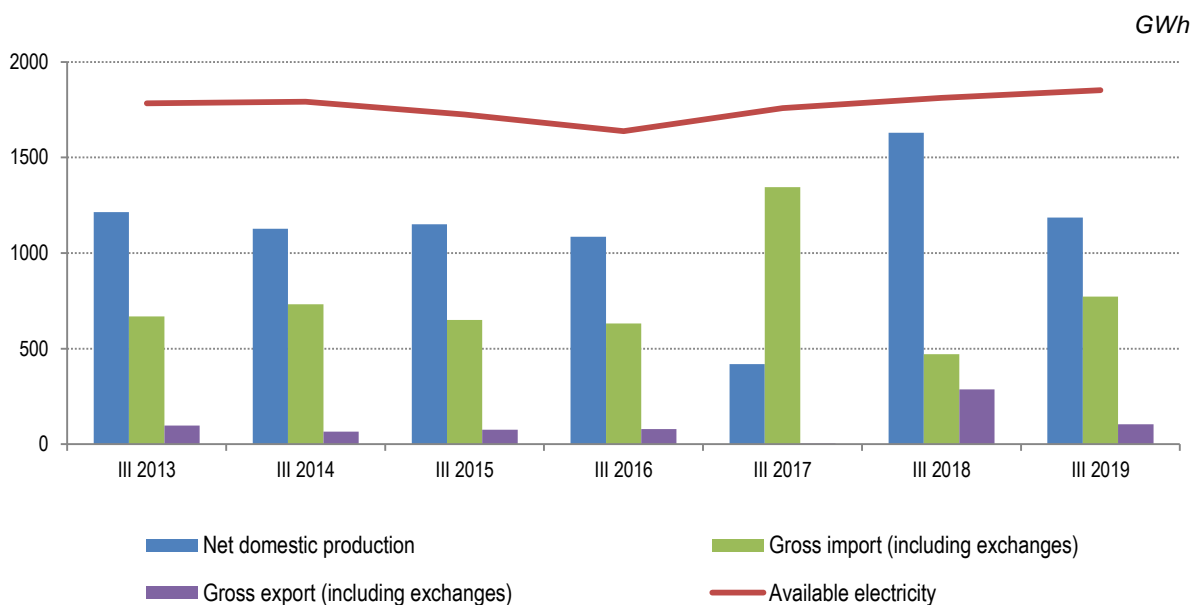
Tirana, 22 November 2019: During the third quarter of 2019, **available electricity** increased by 2.2 %.

Net domestic production of electric power, decreased by about 1.4 times in this period, reaching 1,186 GWh from 1,630 GWh of electricity produced in the third quarter of 2018.

This production was realized by public hydro plants at 79.4 % of net domestic production, by independent power producers to the extent 20.0 % and other producers (other renewable) that generated 0.6 % of net domestic electricity production.

The decrease of electricity production resulted on increase of gross imports of electric power (including exchanges) with about 1.6 times and decrease of gross exports (including exchanges) of electric power with about 2.7 times, compared to the same period of the previous year.

Fig. 1 Available electricity, net domestic production, gross import and export



For release 22/11/2019

Continues

Tab. 1 Balance of electric power*MWh*

Indicators	Q. III 2018	Q. III 2019
A Available electricity (A=1+2-3)	1,812,286	1,852,590
1 Net domestic production (1=1.1+1.2+1.3)	1,629,620	1,185,524
1.1 Thermo	0	0
1.2 Hydro (1.2=a+b)	1,629,620	1,178,092
a Net public producers (a=a.1-a.2)	1,303,961	941,252
a.1 Gross public producers	1,315,231	949,837
a.2 Losses and own consumption	11,270	8,585
b Independent power producers	325,659	236,840
1.3 Other producers (other renewable)	0	7,431
2 Gross import (including exchanges)	469,915	771,912
3 Gross export (including exchanges)	287,249	104,845
B Consumption of electricity (B=1+2)	1,812,286	1,852,590
1 Electrical losses (1=1.1+1.2)	356,491	342,415
1.1 Losses in transmission	44,933	40,660
1.2 Losses in distribution (1.2=a+b) ¹	311,558	301,756
a Technical losses in distribution	234,462	191,488
b Non-technical losses in distribution ²	77,096	110,267
2 Consumption of electricity by domestic users (2=2.1+2.2)	1,455,795	1,510,175
2.1 Households	607,363	632,731
2.2 Non households	848,432	877,444

¹ Breakdown of technical and non-technical losses are estimations made by operators in the field of electricity.

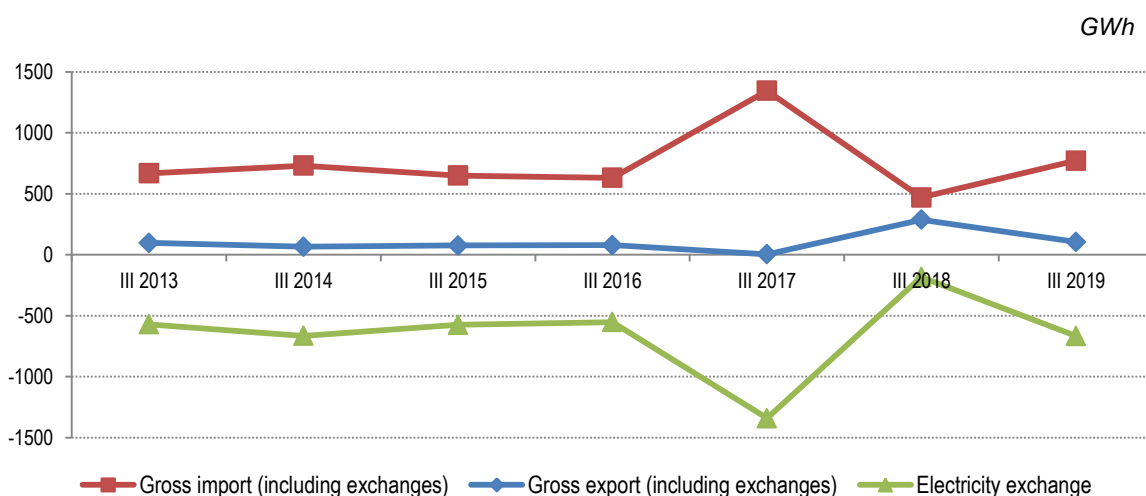
² Non-technical losses refer to the difference between total losses in distribution and technical losses in distribution and are added also statistical differences which derive from the differences in the period of measurement in production, consumption and trade of electricity.

Public hydro plants, in the third quarter of 2019, realized 941 GWh from 1,304 GWh realized in the third quarter of 2018, thus marking a decrease in production by 27.8 %. While, **independent and concessionaire power producers** realized 237 GWh from 326 GWh realized to the same period of the previous year, thus marking a decrease in production by 27.3 %.

Gross import (including exchanges) resulted in a growth, reaching the value of 772 GWh from 470 GWh compared to the same period of the previous year.

Gross export (including exchanges) resulted in a reduction, reaching the value of 105 GWh from 287 GWh compared to the same period of the previous year.

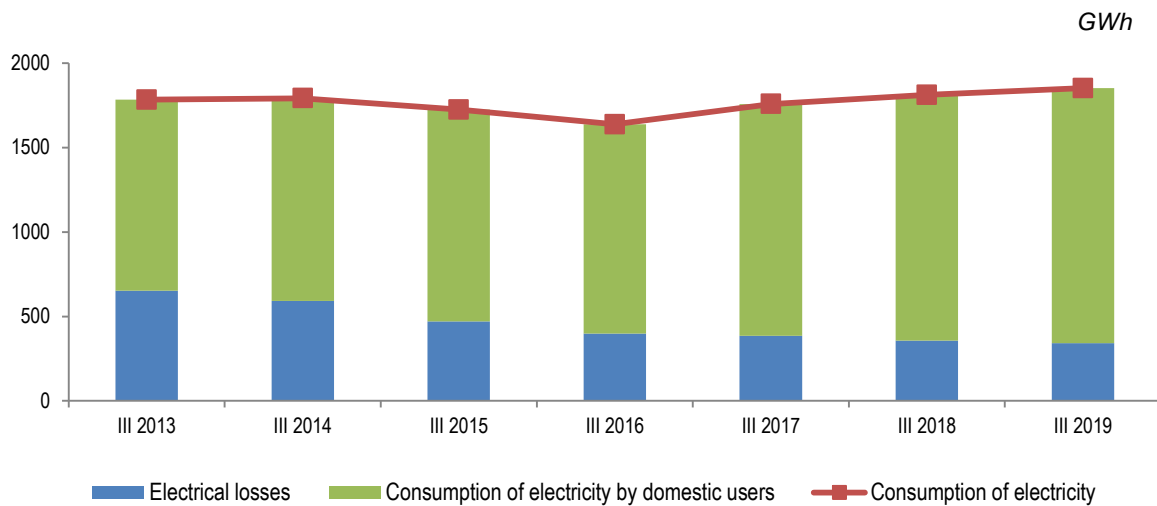
Fig. 2 Electricity exchange



Electrical losses have reached value 342 GWh from 356 GWh marking a decrease by 3.9 %. **Losses in transmission** decreased by 9.5 % and the weight that occupies in the total electrical losses is 11.9 %.

Losses in distribution occupy a greater weight, around 88.1 % of electrical losses, where **technical losses in distribution** decreased approximately 18.3 % compared to the same period of the previous year.

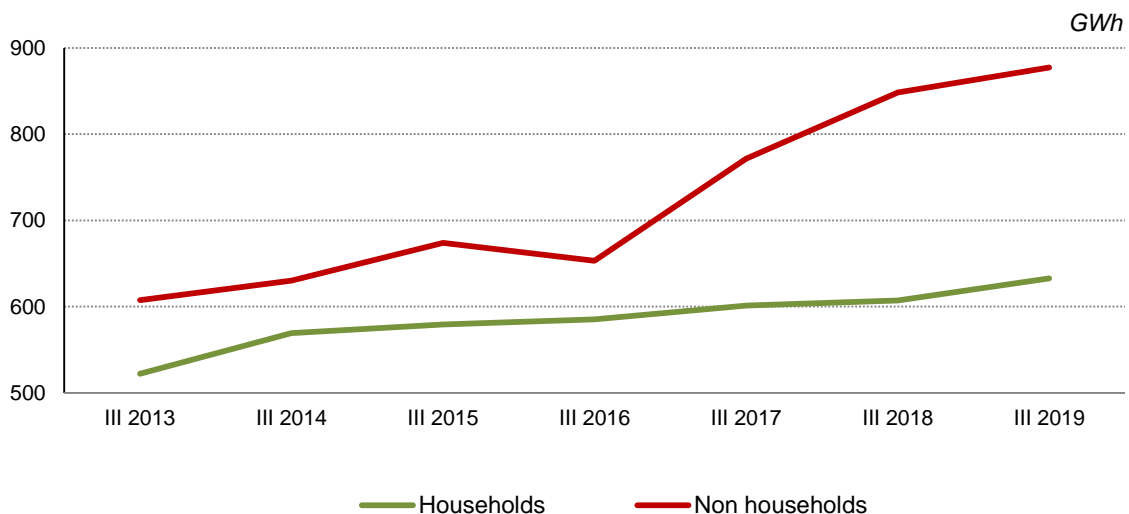
Fig. 3 Consumption of electricity, electrical losses and consumption of electricity by domestic users



The consumption of electricity by domestic users, in the third quarter of 2019, increased by 3.7 %, reaching 1,510 GWh from 1,456 GWh realized in the third quarter of 2018.

The largest impact on the increase of the final consumption of electricity by domestic users was provided by **consumption of electricity by non-households** who contributed with +2.0 percentage points, while the contribution of **electricity consumed by households** was +1.7 percentage points.

Fig. 4 Consumption of electricity by domestic users



Methodology

Balance of electric power provides statistical information on domestic production of electricity, electricity exchange, losses in network also the usage of electricity for final consumption in our country. The publication of electric power balance is quarterly, based on monthly data collected from administrative sources as:

- KESH a.s., a state joint stock trading company, vertically integrated, which has the leading role and is the key producer of electricity in Albania;
- OSHEE a.s., a public company with 100% state-owned shares that carries out the supply and sales of electricity also the operation and management of the distribution network;
- OST a.s., transmission system operator is a public company with 100% state-owned shares that operates in the electricity transmission system from the physical and distribution concepts. OST a.s. provides the necessary transmission capacities for:
 - the supply of uninterrupted electricity for Distribution System substations (OSHEE a.s.) and electricity customers directly connected to the transmission network;
 - the transmission of electricity produced from domestic sources;
 - also transits and necessary exchanges with other countries in the region.

Definitions of basic indicators

Available electricity refers to the quantity of electricity generated by domestic production of electricity plus total amount of electricity exchange.

Net domestic production of electricity is equal to the gross electricity production from thermo plants, hydroelectric plants and other producers less the electrical energy absorbed by the generating auxiliaries and the losses in the main generator transformers.

Thermo electricity refers to electricity produced by thermo plants.

Hydroelectricity refers to energy of water converted into electricity in hydroelectric plants.

Losses and own consumption is the total plant's consumption in generation process and production losses.

Independent power producers refer to private electricity producers which consist of private plants and concession contracts with the Republic of Albania. These producers are directly related to the transmission system and are licensed by the Energy Regulatory Entity (ERE) and may sell capacity or energy to OST and OSHEE, to cover losses in transmission and distribution system, as well as to other clients.

Other producers refer to electricity production from other energy sources, excluding hydro and thermo electricity.

Electricity exchange refers to the difference between imported and exported electricity, also including transits and necessary exchanges of electricity with other countries in the region.

Consumption of electricity refers to the total quantity of electricity consumed by final users and losses in networks. It is equal to the sum of the following categories: electrical losses and consumption of electricity by domestic users.

Electrical losses refer to losses in transmission network including own consumption in transmission and distribution losses. Technical losses in distribution are estimated by OSHEE a.s. Non technical losses refer to the difference between total losses in distribution and technical losses in distribution and are added also statistical differences which derive from the differences in the period of measurement in production, consumption and trade of electricity.

Consumption of electricity by domestic users refers to the quantity of electricity consumed by final users and is calculated as the sum of the consumption of households and non households.

Households refer to the quantity of household's electricity consumption.

Non households refer to the electricity consumption quantity that are not consumed by households but include the consumption of electricity by industry, transport, agriculture, public services, etc.