

# Labour Market 2019

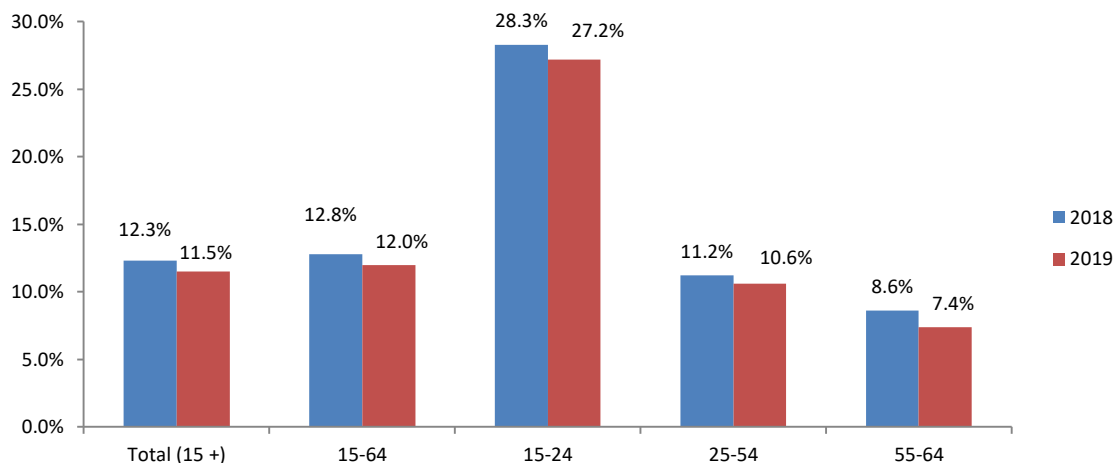
**Tiranë, May 04, 2020:** Over the year 2019, according to Labour Force Survey estimates, labour force is 1,430 thousand persons. Females account for 44.4 % of the labour force and males for 55.6 % of it. Employed are 1,266 thousand persons, from which females account for 44.5 % and males for 55.5 %. The number of unemployed is estimated in 165 thousand persons, of which 44.0 % are females and 56.0 % are males.

The labour force participation rate for the population aged 15-64 years old is 69.6 %. For male population aged 15-64, the labour force participation rate is 16.0 percentage points higher than females.

The employment rate for the population aged 15-64 years old is 61.2 %. Employment rate for females is 54.4 % and for males is 68.2 %. The gender gap in employment for this age-group is 13.8 percentage points.

The services and agricultural sectors have the highest share of employed with respectively 43.5 % and 36.4 % of the total employment. According to the 2019 survey estimates, it results that 45.7 % of employed are paid employees, 32.3 % are self-employed (with employees or without employees) and 22.0 % are contributing family workers.

**Fig.1 Unemployment rate by age-groups, 2019**



Source: INSTAT, Labour Force Survey

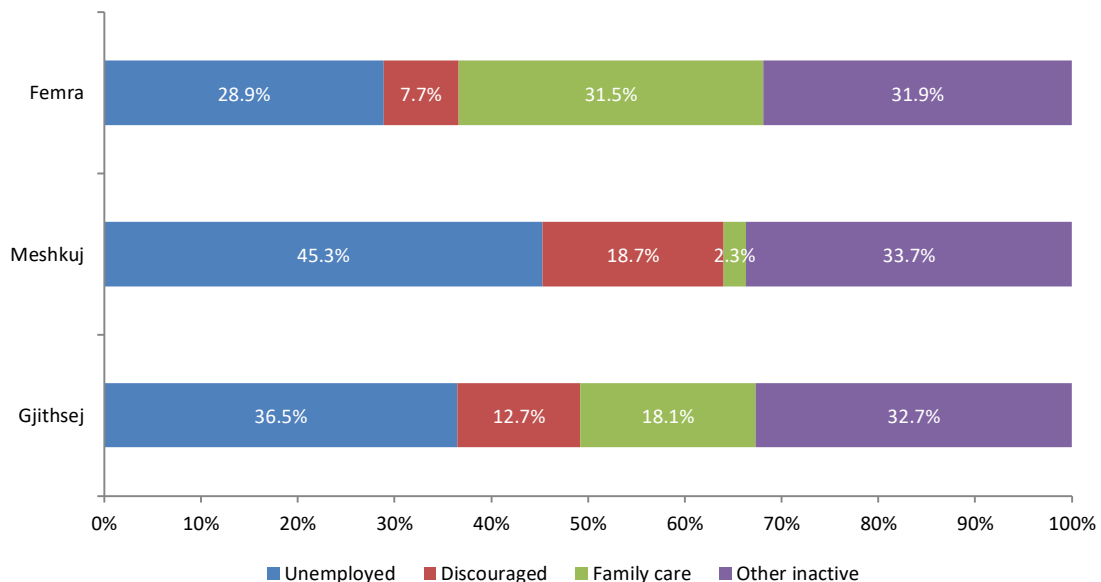
**For dissemination 04/05/2020**

The official unemployment rate, for the population 15 years old and over, is 11.5 % decreasing by 0.8 percentage points compared to 2018. For males, the unemployment rate is 0.2 percentage points higher than for females.

Youth (15-24 years old) unemployment rate is 27.2 %, (27.8 % for males and 26.3 % for females). Compared to the previous year, youth unemployment rate has decreased by 1.1 percentage points.

Over the year 2019, youth aged 15-29 years old neither in employment nor in education or training account for 28.9 % of the same age group population.

**Fig.2 Youth (15-29 years old) neither in employment nor in education or training by labour market status, 2019**



Source: INSTAT, Labour Force Survey

In the group of youth aged 15-29 years old neither in employment nor in education or training, 36.5 % are classified as unemployed. The other part is outside the labour force because they are discouraged workers (12.7 %), or fulfilling domestic and family responsibilities (18.1 %), or inactive for other reasons (32.7 %).

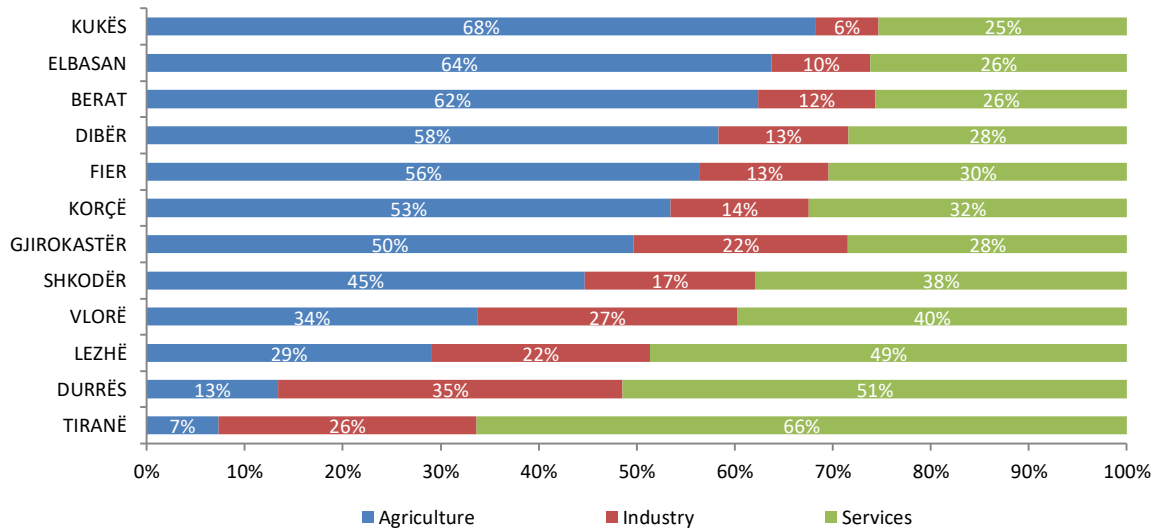
### Regions

An analysis by regions, indicates that in 2019, prefectures with the highest (15-64 years) employment rates are: Berat (65.7 %) and Korçë (63.2 %), whereas the prefecture with the lowest employment rate

is Lezhë (41.7 %). The prefectures with the highest unemployment rate are Lezhë, with 17.7 % and Vlorë with 15.2 %.

In 2019, in the prefecture of Tirana, employment in agriculture constitutes a very small percentage of the total employment (7.3 %). The major part of employed persons is engaged in the services sector (66.3 %). The sector of industry presents an important share of employment as well (26.3 %).

**Fig. 3 Employment structure by prefectures and economic sectors, 2019**



Source: INSTAT, Labour Force Survey

## Wages

In 2019, in Albania, the average monthly gross wage<sup>1</sup> per employee is 52,380 ALL. Compared to 2018, the average monthly gross wage per employee has increased by 3.5%.

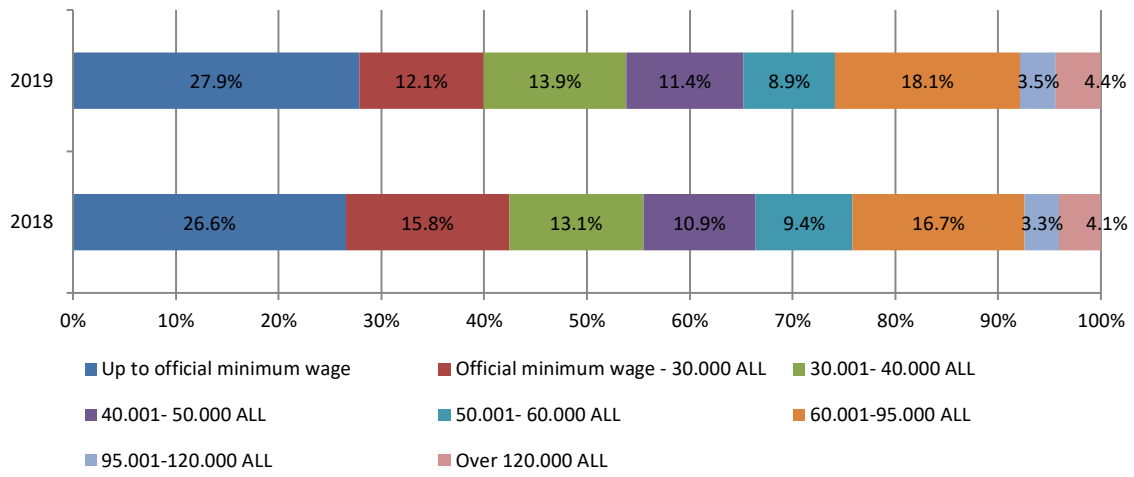
The average monthly gross wage is above the average for economic activities such as: Financial and Insurance activities, Information and communication, Public administration and defense; compulsory social security; education; human health and social work activities. While economic activities below the average level are: Wholesale and retail trade; repair of motor vehicles and motorcycles; transport and storage; accommodation and food service activities; and Agriculture, forestry and fishing.

The gender pay gap is 10.1 %. The gender pay gap is higher among employees who are employed in economic enterprises belonging to the group of economic activities: "Mining and quarrying; manufacturing; electricity, gas, steam and air conditioning supply; water supply; sewerage, waste management and remediation activities". For this group-activity, the gender pay gap is 35.1%.

<sup>1</sup>The gross average monthly wage per employee is calculated based on the data of payrolls declared by economic enterprises to the General Directorate of Taxation

During 2019, 27.9 % of employees received an average monthly gross wage lower than official minimum wage. For the year 2019, the official minimum wage is 26,000 ALL.

**Fig. 4 Distribution of employee contributors by average monthly gross wage intervals, 2019**



Source: General Directorate of Taxation, social insurance contributors; INSTAT's calculation

In 2019, the most paid professions are: Lawmakers, senior civil servants and executive directors; Specialists with higher education (professionals); and technicians and specialists in implementation. Whereas, the professions receiving wages below the average level are: Qualified employees of agriculture, forestry and fishing; workers of professional professions; and craftsmen, artisans and related professions.

# Methodology

**Employment rate:** Number of employed persons 15-64 years divided by the population 15 to 64 years old.

**Official unemployment rate:** Number of unemployed persons 15 years old and over divided by the number of persons in the labour force (employed and unemployed) 15 years old and over.

**Labour force participation rate:** number of persons 15 to 64 years old in the labour force divided by the number of population 15 to 64 years old.

Labour force participation rate and employment rate are calculated for the population 15-64 years old, while unemployment rate is calculated for the economically active population (labour force) 15 years old and over. Employment rates and labour force participation rates, calculated for the population 15 years old and over, are affected by the inclusion of persons in retirement in denominator, and for this reason are less meaningful than rates calculated for the population 15-64 years old. Whereas in the calculation of the unemployment rate for the population 15 years old and over, in the denominator we have the economically active population, which include employed persons or persons actively looking and available for a job and as a consequence this indicator is not affected by the population above the retirement age.

**Gross average monthly wage** is calculated for employees and includes: the basic wage, additional payment for – (a) managerial duties; (b) years at work; (c) difficult working conditions; and (d) other regular additional payments. Personal social security contributions and taxation on income are not deducted from the gross average monthly wage.