

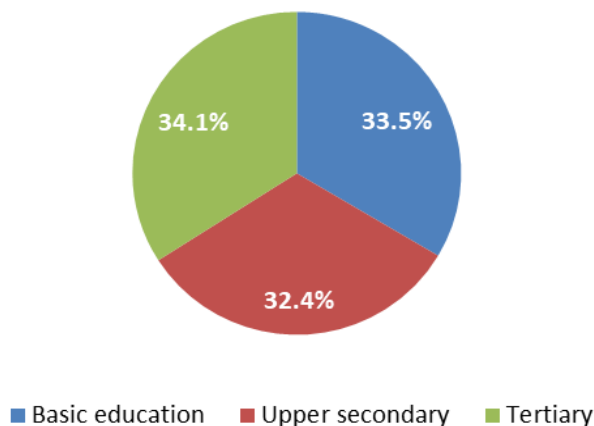
Graduation Statistics

2020-2021

Tirana, May 13, 2022: In the 2020-21 school/academic year, 96,005 pupils and students graduated in official education, with a decrease of 2.2 %, compared to the 2019-20 school/academic year. Decrease in the number of graduates have had all educational levels, basic, upper secondary and tertiary.

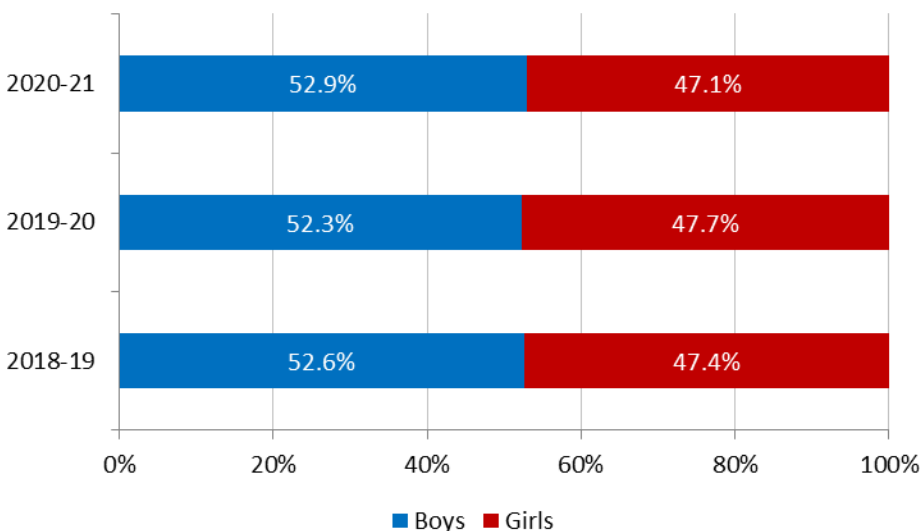
The structure of graduations by educational levels in official education is almost the same, during the last three school/academic years.

Fig.1 Structure of graduated pupils/students by level of education, 2020-21 (%)

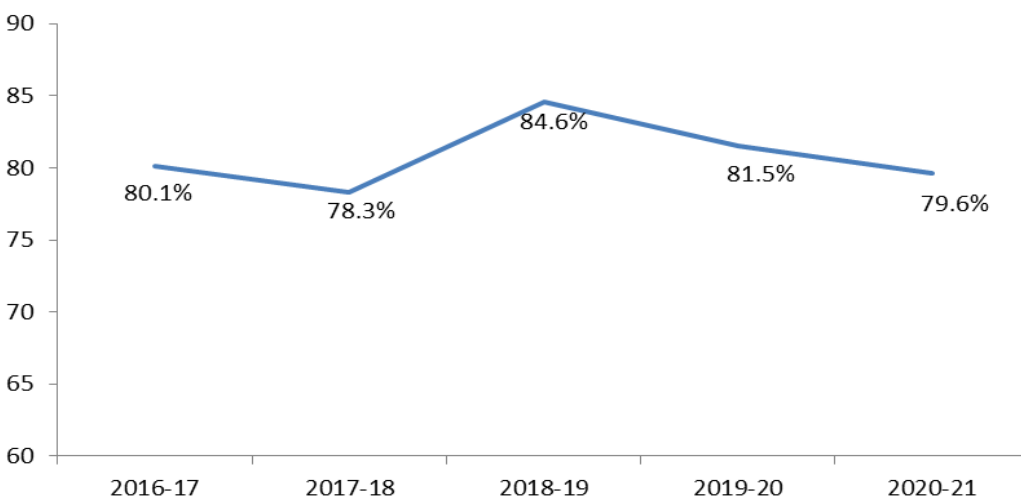


Pre-university Education

In the 2020-21 school year, 32,179 pupils graduated in 9-year school or basic education, with a decrease of 4.3 % compared to the previous school year. Among graduated in this educational level, 52.9 % were boys and 47.1 % girls.

Fig. 2 Pupils graduated in basic education by sex

In upper secondary education, 31,136 pupils graduated, marking a decrease of 1.7 %, compared to last school year. At this educational level were graduated 47.3 % boys and 52.7 % girls. In vocational education were graduated 3,831 pupils. Vocational education graduates make up 12.3 % of total graduates in upper secondary education. The gross graduation ratio in upper secondary education is 79.6 % for the school year 2020-21.

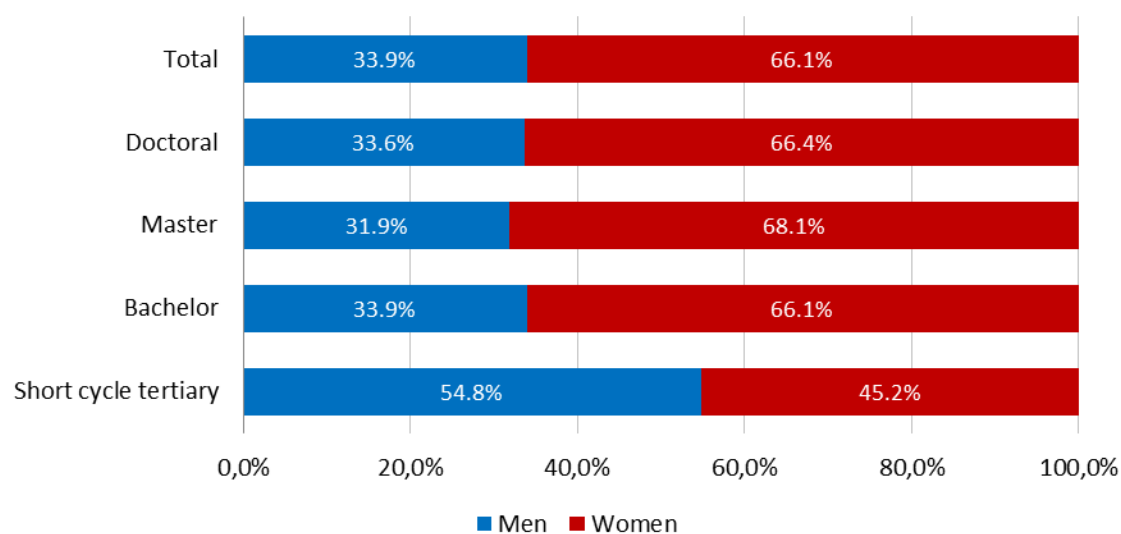
Fig. 3 Gross Graduation Ratio in Upper Secondary Education, (GGR)

Tertiary education

In the 2020-21 academic year, 32,690 students graduated in tertiary education, marking a slight decrease of 0.6 % compared to 2019-20. Graduated students in Bachelor's programs make up 54.0 % of total graduate students, followed by Master's programs with 40.8 %.

In all tertiary education programs, in this academic year, 21,592 female students graduated, or 66.1 % of the total number of graduate students in tertiary education.

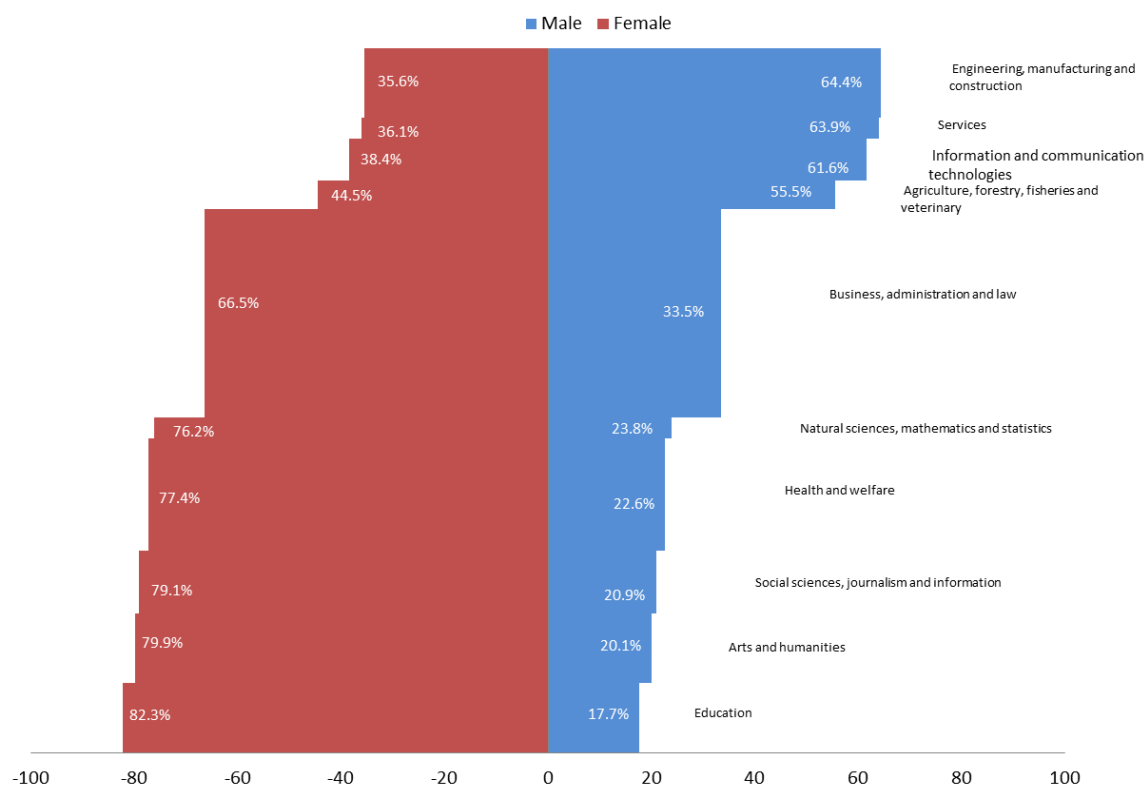
Fig. 4 Graduated in tertiary education by programs and sex, 2020-21



The field of study in which the most students are graduated in all programs is "Business, Administration and Law" with 30.0 % or over a quarter of the total number of graduates. The second most preferred field of male is "Engineering, Manufacturing and Construction" with 18.9 % of male graduates. While of the total female graduates, the second preferred field is "Health and Welfare" with 18.3 % of female graduates.

Analyzed for each field separately, the fields of study in which most females are graduated comparatively to males are "Education" (82.3 %), followed by "Arts and Humanities" (79.9 %) and "Social Sciences, Journalism and Information" (79.1 %). The fields of study in which more males are graduated compared to females are "Engineering, Manufacturing and Construction" (64.4 %), "Services" (63.9 %) and "Information and Communication Technologies" (61.6 %).

Fig. 5 Graduated in tertiary education by field of study and sex, 2020-21



For more information, visit INSTAT webpage: <http://www.instat.gov.al/>

Annex

Tab.1 Pupils graduated in preuniversity education

| ISCED-2011 | Education level | 2018-19 | | | 2019-20 | | | 2020-21 | | |
|------------|---------------------------------------|---------|--------|--------|---------|--------|--------|---------|--------|--------|
| | | Girls | Boys | Total | Girls | Boys | Total | Girls | Boys | Total |
| 1+2 | In Basic Education | 16,569 | 18,413 | 34,982 | 16,052 | 17,566 | 33,618 | 15,172 | 17,007 | 32,179 |
| 3 | In Upper Secondary | 17,712 | 16,309 | 34,021 | 15,481 | 16,181 | 31,662 | 16,420 | 14,716 | 31,136 |
| | <i>Gymnasium & Socio-Cultural</i> | 17,069 | 13,145 | 30,214 | 14,642 | 12,158 | 26,800 | 15,680 | 11,625 | 27,305 |
| | <i>Professional</i> | 643 | 3,164 | 3,807 | 839 | 4,023 | 4,862 | 740 | 3,091 | 3,831 |

Data source: Ministry of Education and Sport and Ministry of Finance and Economy

Tab. 2 Students graduated in tertiary education

| ISCED-2011 | Education level | 2018-19 | | | 2019-20 | | | 2020-21 | | |
|------------|----------------------|---------|--------|--------|---------|--------|--------|---------|--------|--------|
| | | Women | Men | Total | Women | Men | Total | Women | Men | Total |
| 5 | Short cycle tertiary | 133 | 352 | 485 | 404 | 669 | 1,073 | 597 | 725 | 1,322 |
| 6 | Bachelor | 12,280 | 6,416 | 18,696 | 11,556 | 6,029 | 17,585 | 11,660 | 5,990 | 17,650 |
| 7 | Master | 10,632 | 4,849 | 15,481 | 9,329 | 4,608 | 13,937 | 9,074 | 4,251 | 13,325 |
| 8 | Doctoral | 132 | 97 | 229 | 192 | 102 | 294 | 261 | 132 | 393 |
| | Total | 23,177 | 11,714 | 34,891 | 21,481 | 11,408 | 32,889 | 21,592 | 11,098 | 32,690 |

Data source: Ministry of Education and Sport

Tab. 3 Students graduated in tertiary education, by fields of study

| Field of study | 2018-19 | | | 2019-20 | | | 2020-21 | | |
|---|---------|--------|--------|---------|--------|--------|---------|--------|--------|
| | Women | Men | Total | Women | Men | Total | Women | Men | Total |
| Education | 3,029 | 694 | 3,723 | 2,697 | 556 | 3,253 | 2,686 | 578 | 3,264 |
| Arts and humanities | 2,930 | 816 | 3,746 | 2,783 | 795 | 3,578 | 2,522 | 635 | 3,157 |
| Social sciences, journalism and information | 2,758 | 909 | 3,667 | 2,623 | 779 | 3,402 | 2,388 | 631 | 3,019 |
| Business, administration and law | 6,271 | 3,424 | 9,695 | 6,109 | 3,338 | 9,447 | 6,525 | 3,291 | 9,816 |
| Natural sciences, mathematics and statistics | 1,085 | 343 | 1,428 | 933 | 319 | 1,252 | 738 | 231 | 969 |
| Information and communication technologies | 852 | 1,013 | 1,865 | 731 | 1,056 | 1,787 | 703 | 1,127 | 1,830 |
| Engineering, manufacturing and construction | 1,225 | 2,049 | 3,274 | 1,292 | 2,283 | 3,575 | 1,160 | 2,102 | 3,262 |
| Agriculture, forestry, fisheries and veterinary | 503 | 617 | 1,120 | 487 | 593 | 1,080 | 543 | 676 | 1,219 |
| Health and welfare | 4,242 | 1,142 | 5,384 | 3,509 | 1,047 | 4,556 | 3,948 | 1,155 | 5,103 |
| Services | 282 | 707 | 989 | 317 | 642 | 959 | 379 | 672 | 1,051 |
| Total | 23,177 | 11,714 | 34,891 | 21,481 | 11,408 | 32,889 | 21,592 | 11,098 | 32,690 |

Data source: Ministry of Education and Sport

Methodology

Education in Albania is organized according to these programs and classified according to ISCED-2011 Classification used internationally in education statistics:

Level 0 - Early childhood education - Early childhood / Pre-primary education;

Level 1 - Primary education or first cycle of basic education;

Level 2 - Lower Secondary Education or second cycle of basic education;

Level 3 - Upper Secondary Education - Gymnasium / Professional / Socio-Cultural;

Level 4 - Post-secondary, not tertiary;

Level 5 - Higher Education Short Cycle;

Level 6 - Bachelor or equivalent;

Level 7 - Master or equivalent;

Level 8 - PHD or equivalent

DEFINITIONS

Pre-university education includes education provided by educational institutions such as kindergartens, basic schools and upper secondary ones.

Basic education consists of two cycles: primary education that is conducted in grades 1-5 and upper cycle or lower secondary education that is conducted in grades 6-9. Basic education is compulsory at age 6 and lasts 9 years. The student is required to attend basic education up to the age of 16 years old.

Upper secondary education includes gymnasium and socio cultural education as well as, professional education, which is divided into lower technical (vocational) and higher professional education.

Professional education includes education programs designed to gain the knowledge, skills and competences specific to a particular profession or class of professions.

Graduated in an educational program, is a pupil or student who has successfully completed all program requirements.

Gross graduation rate refer to the total number of graduates (the graduates themselves may be of any age) at the specified level of education divided by the population at the typical graduation age from the specified level.

Data Source:

Statistical data on education are provided by the Ministry of Education and Sport and the Ministry of Finance and Economy, with yearly periodicity.

For more information, visit INSTAT webpage: <http://www.instat.gov.al/>