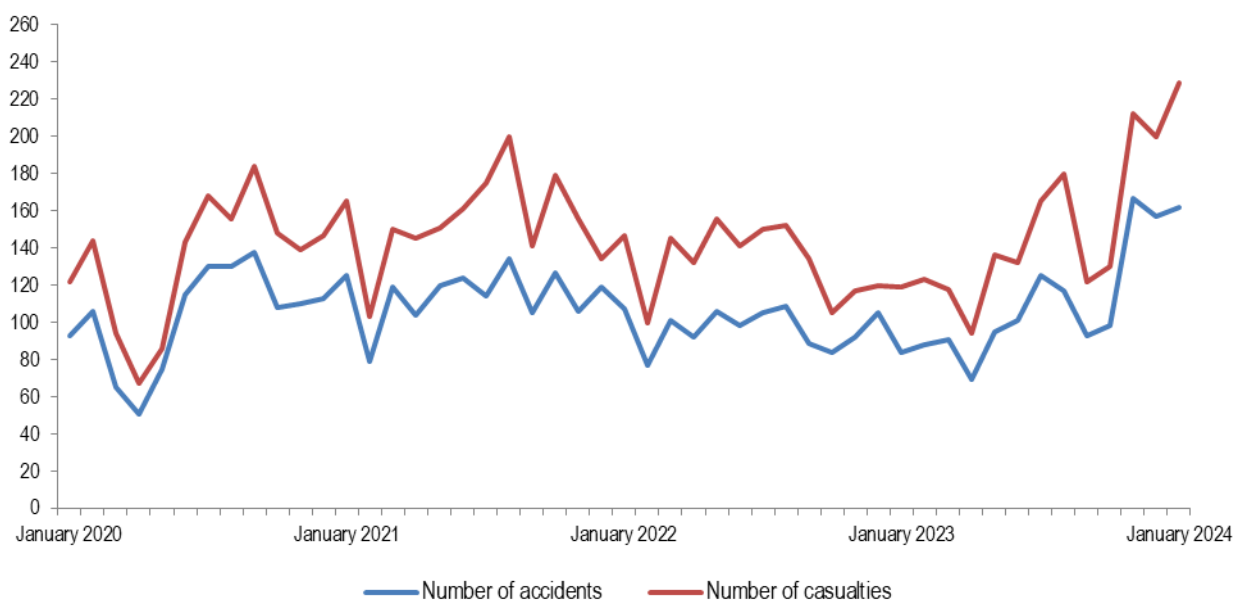


# Road accidents

## January 2024

**Tirana, 19 February 2024 :** In January 2024, are counted 162 road accidents. The number of casualties (killed and injured) is 229 in January 2024.

Fig. 1 Road accidents and number of casualties (killed and injured), January 2020 – January 2024



**Source:** General Directorate of State's Police, INSTAT's calculations

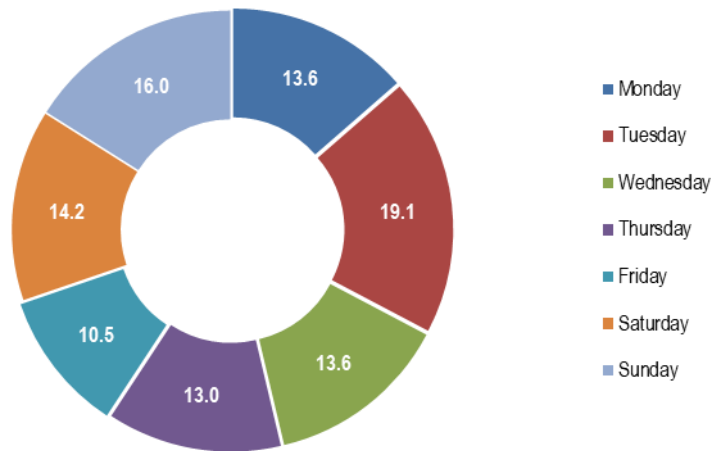
The road accidents, in 84.0 % of cases, occurred as a result of the driver's behavior. The highest number of accidents in this period was carried out by the age group 25-34 year, accounting for 26.5 % of the total number of accidents.

In January 2024, the highest number of road accidents occurred on Tuesday by 19.1 %, while the lowest number of accidents occurred on Friday by 10.5 %.

**For publication 19/02/2024**

*Continues*

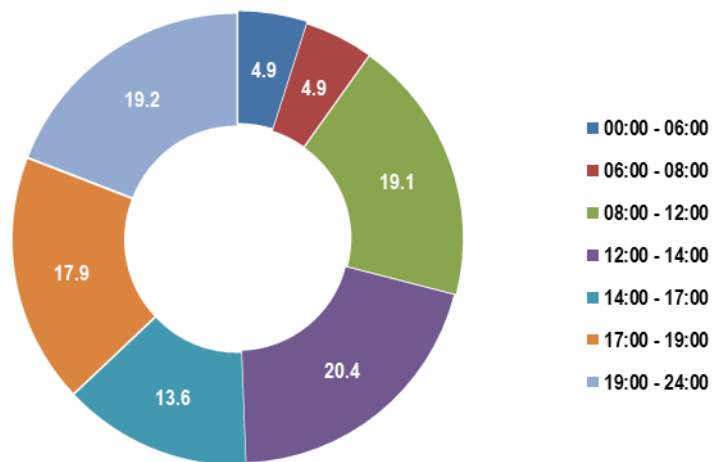
Fig. 2 Road accidents by day of the week in %, January 2024



Source: General Directorate of State's Police, INSTAT's calculations

In January 2024, the highest number of road accidents occurred during the time frame 12:00-14:00, accounting by 20.4 % of the total number of road accidents.

Fig. 3 Road accidents by time of occurrence in %, January 2024



Source: General Directorate of State's Police, INSTAT's calculations

Road accidents, in 16.0 % of the cases, occurred as a result of pedestrian behavior.

**Tab. 1 Road accidents and number of casualties by gender**

Period	Total	Killed and injured persons	
	Accidents	Female	Male
January 2023	84	44	75
January 2024	162	77	152
<b>The annual change (%)</b>	<b>92.9</b>	<b>75.0</b>	<b>102.7</b>

Source: General Directorate of State's Police, INSTAT's calculations

**Tab. 2 Road accidents and number of killed persons by users of road**

Period	Accidents by		Killed and injured persons	
	Behavior of the driver	Behavior of the pedestrian	Behavior of the driver	Behavior of the pedestrian
January 2023	67	17	101	18
January 2024	136	26	200	29
<b>The annual change (%)</b>	<b>103.0</b>	<b>52.9</b>	<b>98.0</b>	<b>61.1</b>

Source: General Directorate of State's Police, INSTAT's calculations

**Tab. 3 Road accidents by driver's age**

Period	0 - 24 years old	25- 34 years old	35- 44 years old	45-59 years old	60+ years old	Left the accident scene
January 2023	13	28	17	15	7	4
January 2024	33	43	30	29	20	7
<b>The annual change (%)</b>	<b>153.8</b>	<b>53.6</b>	<b>76.5</b>	<b>93.3</b>	<b>185.7</b>	<b>75.0</b>

Source: General Directorate of State's Police, INSTAT's calculations

**Tab. 4 Road accidents and number of killed persons by regions**

Period	Accidents		Killed and injure persons	
	January 2023	January 2024	January 2023	January 2024
<b>Albania</b>	<b>84</b>	<b>162</b>	<b>119</b>	<b>229</b>
Berat	4	2	4	3
Dibër	1	5	7	11
Durrës	16	14	21	22
Elbasan	6	12	6	18
Fier	3	12	7	15
Gjirokastrë	5	7	11	11
Korcë	1	9	1	11
Kukës	2	2	2	2
Lezhë	3	17	6	31
Shkodër	0	5	0	6
Tiranë	41	66	52	86
Vlorë	2	11	2	13

**Source:** General Directorate of State's Police, INSTAT's calculations

# Methodology

The purpose of the monthly publication of accidents is to present the results and indicators of road accidents such as: the change in the number of monthly accidents. number of killed and injured persons by road accidents classified by gender, the behavior of road users, age and counties in the country comparing with the same period a year ago. The General Directorate of State Police is the institution that provides INSTAT with a comprehensive system of information on road accidents.

## Definitions

**Accidents:** Unwanted or unintended sudden event or a specific chain of such events which have harmful consequences.

**Injury accident:** Any accident involving at least one road vehicle in motion on a public road or private road to which the public has right of access, resulting in at least one injured or killed person.

**Person killed:** It is considered any person killed immediately or dying within 30 days as a result of the accident, excluding suicides.

**Person injured:** Any person who as result of an accident was not killed immediately or not dying within 30 days, but sustained an injury, normally needing medical treatment, excluding attempted suicides.

**The behavior of the driver:** It implies when the driver does not comply with the traffic rules according to the "Road Code" as sudden braking, ignores signs (signaling) traffic, disregard the speed limit, etc.

**Pedestrian Behavior:** It implies when pedestrian does not comply with the traffic rules according to the "Road Code" as crossing the road carelessly, etc.

**Source of data:** The data are provided by Ministry of Internal Affairs/General directorate of State's Police.

*The data of a last month on killed persons by road accidents are preliminary and subject of revision. For more: [Statistical Revision Policy](#).*

## Explanation of Symbols

- 0 value less than half of unit of measure
- no value
- (...) missing data

For more information. visit INSTAT web page: <http://www.instat.gov.al/en/themes/industry-trade-and-services/transport-and-accidents/#tab3>

