

# Crime and criminal justice statistics, 2023

**Tirana, 26 April 2024:** In this publication, crime statistics present information on recorded criminal offences, perpetrators of criminal offences, injured persons, criminal proceedings, defendant persons, and data on prisoners.

## Recorded criminal offences

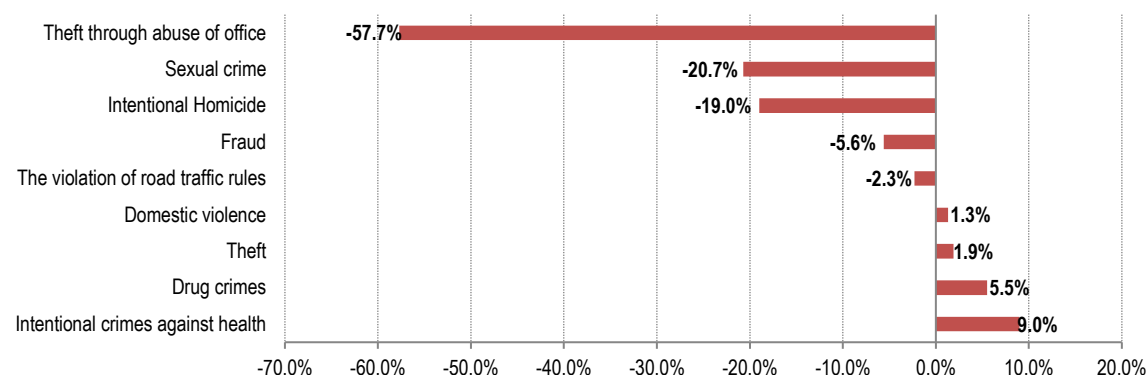
In the year 2023, are recorded in total 33,845 criminal offenses, 1.1% more, compared to 2022.

**Tab 1: Recorded criminal offences**

Criminal Offences	2019	2020	2021	2022	2023
Intentional Homicide	58	52	61	42	34
Attempted murder	93	114	101	93	94
Intentional crimes against health	2,449	2,521	2,176	1,823	1,987
Sexual crime	155	146	136	169	134
Theft (article 134)	4,290	3,909	3,508	2,661	2,712
Violent robbery	85	88	85	65	80
Armed robbery	13	14	11	13	9
Theft through abuse of office	76	46	67	97	41
Fraud	959	876	975	1,062	1,003
Counterfeit	84	86	67	51	26
Domestic violence	1,341	1,505	1,631	1,887	1,911
Drug crimes	1,989	2,086	3,078	2,887	3,046
The violation of road traffic rules	5,652	5,300	5,854	5,682	5,551
Other	17,966	15,993	17,425	16,944	17,217
<b>Total</b>	<b>35,210</b>	<b>32,736</b>	<b>35,175</b>	<b>33,476</b>	<b>33,845</b>

Source: General Directorate of Police

Offenses Intentional crimes against health, Drug crimes, Theft, Domestic violence have increased compared with last year, while the rest of offenses has declined.

**Fig 1: Percentage change of criminal offences, 2023–2022**

Source: General Directorate of Police

### Perpetrators of criminal offences

In the year 2023, are registered 39,489 perpetrators per criminal offences, 3.4% more, compared to the year 2022. The number of perpetrators according to criminal offenses includes the number of suspects who may be present in more than one criminal offense and the perpetrator is counted in all offenses where he is suspected. Meanwhile, the number of perpetrators without recurrence in criminal offenses, in 2023 is 33,470 perpetrators, 3.2% more, compared to the year 2022.

**Tab 2: Perpetrators per criminal offences**

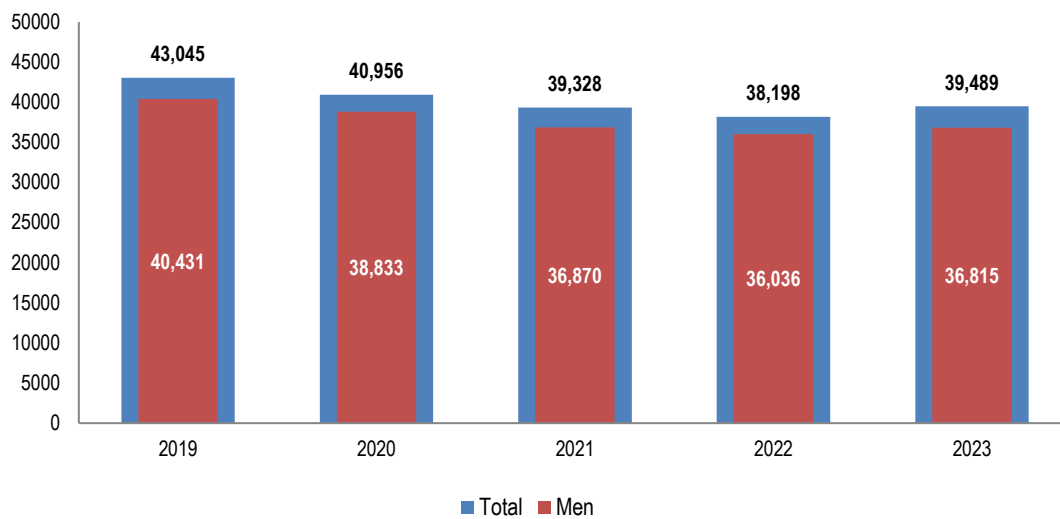
Criminal Offences	2019	2020	2021	2022	2023
Intentional Homicide	78	70	67	36	41
Attempted murder	113	139	150	115	119
Intentional crimes against health	3,279	3,342	2,964	2,433	2,739
Sexual crime	162	165	142	178	143
Theft (article 134)	2,608	3,019	2,685	1,995	2,528
Violent robbery	101	94	113	99	107
Armed robbery	34	35	17	19	10
Theft through abuse of office	104	54	89	122	51
Fraud	983	954	1,088	1,281	1,068
Counterfeit	69	69	98	54	22
Domestic violence	1,438	1,604	1,733	2,003	2,029
Drug crimes	2,703	3,202	3,793	3,609	3,954
The violation of road traffic rules	5,473	5,128	5,672	5,538	5,579
Other	25,900	23,081	20,717	20,716	21,099
<b>Total</b>	<b>43,045</b>	<b>40,956</b>	<b>39,328</b>	<b>38,198</b>	<b>39,489</b>
<b>Author without recurrence in criminal offences</b>	<b>36,083</b>	<b>35,213</b>	<b>35,745</b>	<b>32,420</b>	<b>33,470</b>

Source: General Directorate of Police

For more information, visit INSTAT webpage: <http://www.instat.gov.al/>

Men comprise 93.2% of the total offenders.

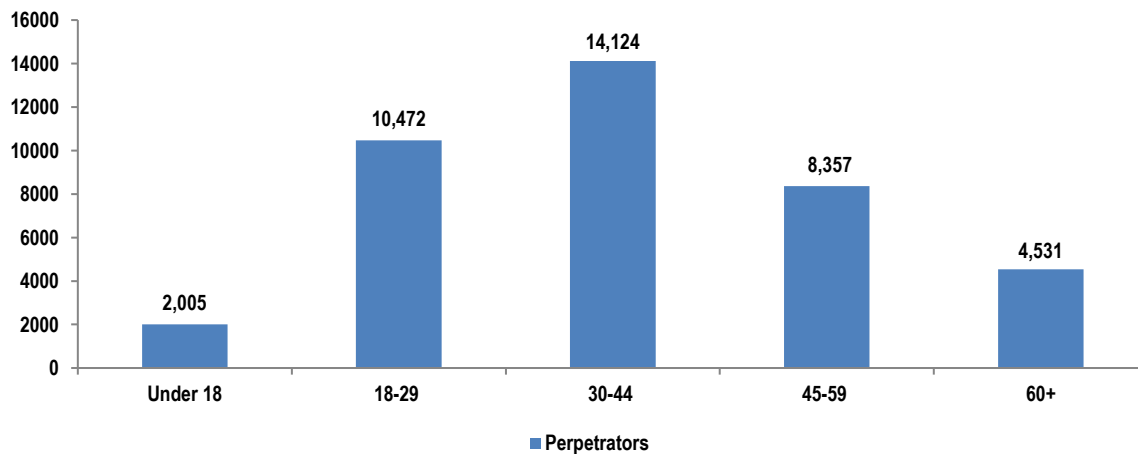
**Fig 2: Total number of perpetrators and men perpetrators**



Source: General Directorate of Police

In 2023, 35.8% of perpetrators are in the group of 30-44 year old, 26.5% of the 18-29 age group and 21.2% belong to the age group 45-59 years.

**Fig.3 Perpetrators for criminal offenses by age group, 2023**



Source: General Directorate of Police

For more information, visit INSTAT webpage: <http://www.instat.gov.al/>

## Injured persons

In 2023 were registered 17,021 injured persons, 24.7% more persons, compared to the year 2022. Injured persons for crimes against a person account for 38.4% of the total number of injured persons.

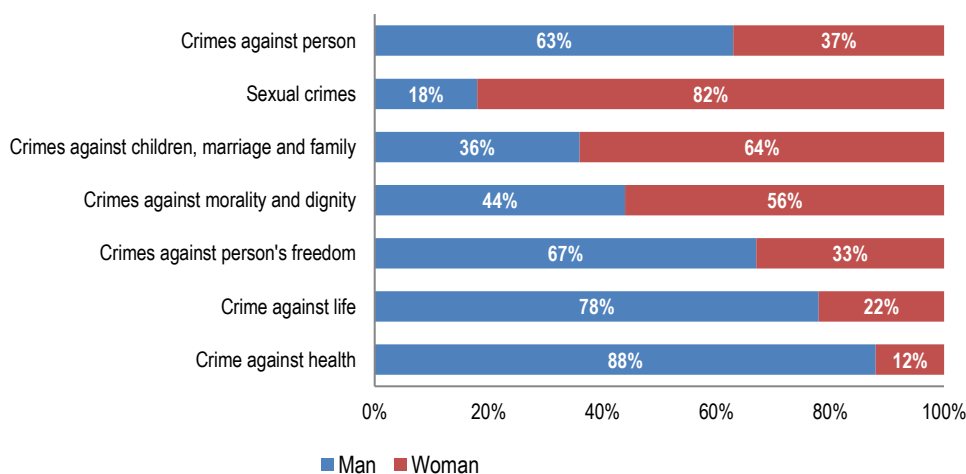
**Tab 3: Injured persons for crimes against the person**

Injured persons	2019	2020	2021	2022	2023
Crime against life	1,416	1,466	1,303	970	1,241
Crime against health	2,986	3,072	2,616	1,846	2,296
Sexual crimes	148	132	129	143	125
Crimes against person's freedom	181	143	120	144	166
Crimes against morality and dignity	321	305	313	268	392
Crimes against children, marriage and family	1,652	1,772	1,881	2,119	2,278
Other crimes against the person	40	38	49	32	45
<b>Injured persons for crime against the person</b>	<b>6,744</b>	<b>6,928</b>	<b>6,411</b>	<b>5,522</b>	<b>6,543</b>
<b>Total number of injured persons</b>	<b>18,858</b>	<b>17,829</b>	<b>16,910</b>	<b>13,650</b>	<b>17,021</b>

Source: General Directorate of Police

In 2023, 36.6% of persons injured for crimes against the person were women and their highest percentage is recorded in sexual crimes, offences against children, marriage and family as well as crimes against morality and dignity.

**Fig 4: The percentage of injured persons of crimes against the persons by sex, 2023**



Source: General Directorate of Police

For more information, visit INSTAT webpage: <http://www.instat.gov.al/>

## Criminal proceedings

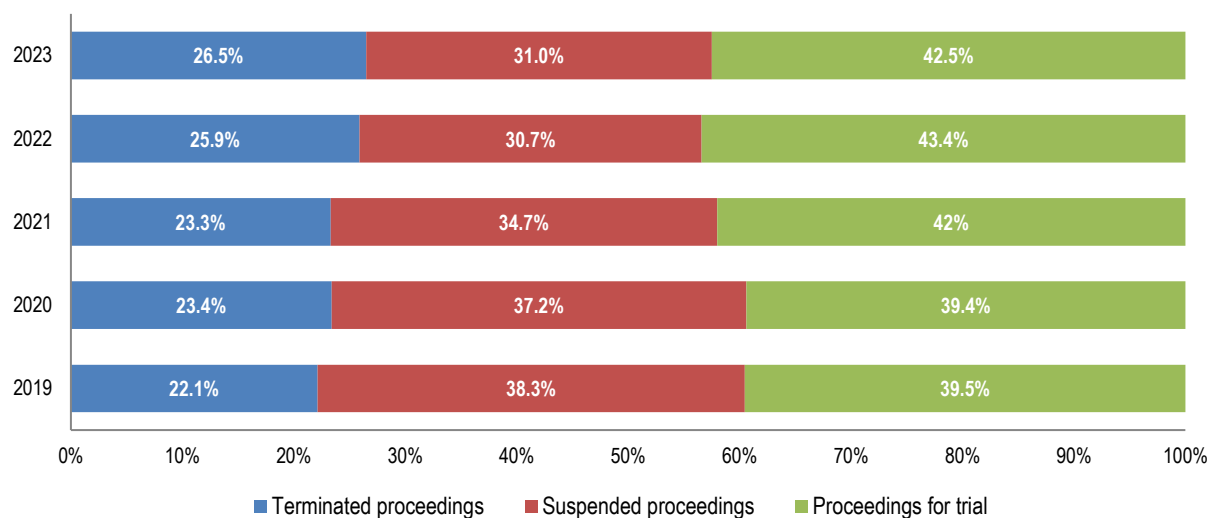
In the year 2023, the total number of registered criminal proceedings was 24,095, 6.3% less, compared to the year 2022. From 23,419 completed criminal proceedings, 26.5 % of them are terminated, 31% are suspended and 42.5% are sent in court for trial.

**Tab 4: Registered criminal proceedings**

Criminal offences	2019	2020	2021	2022	2023
Intentional Homicide	137	128	117	93	62
Attempted murder	28	35	48	35	42
Intentional crimes against health	903	861	823	667	677
Sexual crime	158	136	158	162	124
Theft (article 134)	8,682	7,812	7,010	6,093	5,191
Violent robbery	117	123	112	84	84
Armed robbery	15	15	11	16	10
Theft through abuse of office	85	68	78	79	82
Fraud	745	627	752	696	687
Counterfeit	82	75	62	42	23
Domestic violence	1,140	1,251	1,406	1,453	1,410
Drug crimes	1,548	1,793	2,069	1,585	1,804
The violation of road traffic rules	4,038	3,911	4,374	4,385	4,236
Other	13,017	11,017	11,329	10,318	9,663
<b>Total</b>	<b>30,695</b>	<b>27,852</b>	<b>28,349</b>	<b>25,708</b>	<b>24,095</b>

Source: General Office of Prosecution

**Fig 5: The progress of completed proceedings**



Source: General Office of Prosecution

For more information, visit INSTAT webpage: <http://www.instat.gov.al/>

## Defendant persons

In the year 2023, 13,963 defendants were registered, 14.1 % less, compared to the year 2022.

The defendant for criminal offenses of attempted murder and fraud have increased, compared to last year, while the rest have decreased.

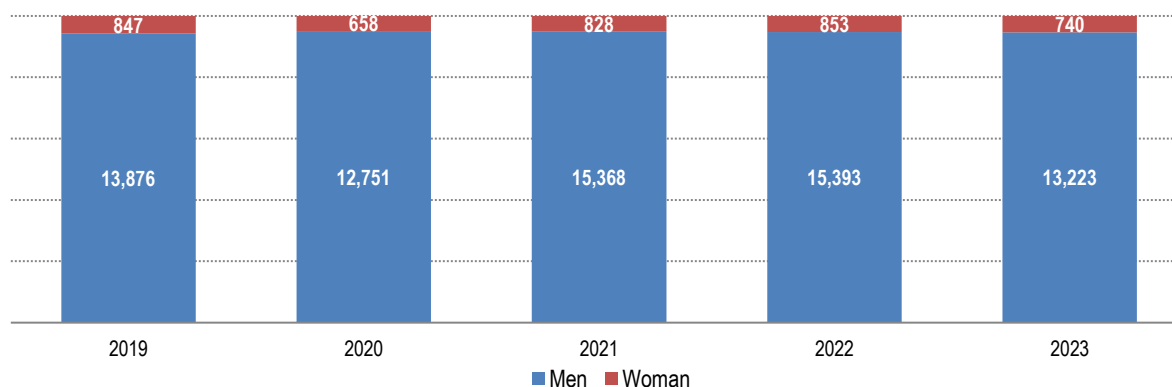
**Tab 5: Defendant persons by criminal offences**

Criminal offences	2019	2020	2021	2022	2023
Intentional Homicide	132	110	87	108	80
Attempted murder	32	28	59	37	58
Intentional crimes against health	542	508	614	527	461
Sexual crime	111	101	128	131	78
Theft (article 134)	1,078	979	1,102	1,041	983
Violent robbery	70	73	85	57	56
Armed robbery	18	14	9	13	9
Theft through abuse of office	86	42	68	62	52
Fraud	384	328	328	270	296
Counterfeit	38	22	34	27	13
Domestic violence	1,038	1,081	1,304	1,419	1,172
Drug crimes	921	1,033	1,487	1,626	1,259
The violation of road traffic rules	3,152	3,213	3,689	3,955	3,437
Other	7,119	5,877	7,202	6,973	6,009
<b>Total</b>	<b>14,721</b>	<b>13,409</b>	<b>16,196</b>	<b>16,246</b>	<b>13,963</b>

Source: General Office of Prosecution

Men make up 94.7 % of the total number of defendants.

**Fig 6: Defendant persons by sex**



For more information, visit INSTAT webpage: <http://www.instat.gov.al/>

Source: General Office of Prosecution

## Prisoners

In the end of the year 2023, are counted 5,169 prisoners, 4.6 % more prisoners, compared to 2022.

Most prisoners are male persons, who account for 98.5 % of the total number of prisoners.

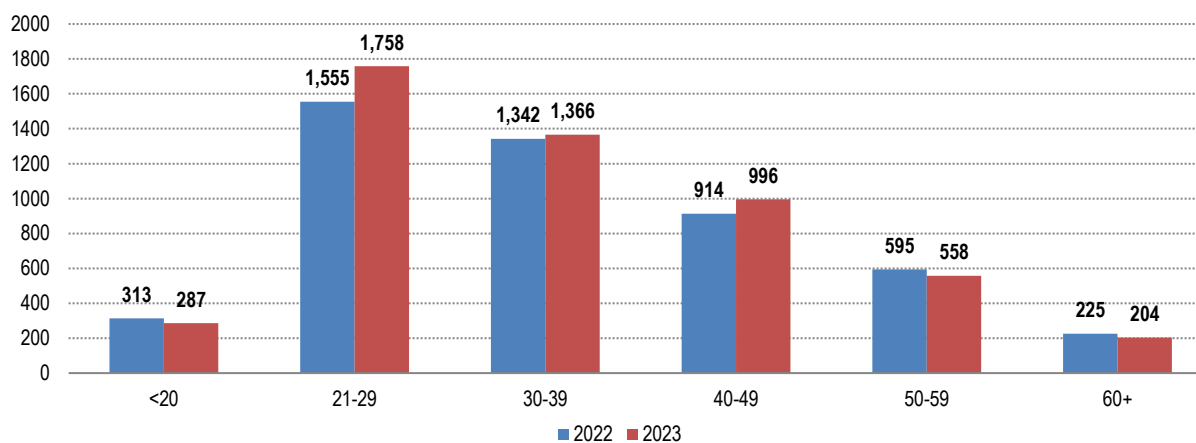
**Tab 7: Prisoners by criminal offences**

Criminal offences	2019	2020	2021	2022	2023
Robbery	811	713	684	733	752
Homicide	1,006	1,012	895	944	954
Injury	74	80	95	96	100
Sexual crime	117	112	45	44	41
Drug crimes	1,580	1,311	1,431	1,377	1,539
Criminal organizations	78	71	70	79	72
Fraud	129	121	127	117	129
Exploitation of prostitution	67	51	44	41	46
Other	1,183	1,143	1,565	1,513	1,536
<b>Total</b>	<b>5,045</b>	<b>4,614</b>	<b>4,956</b>	<b>4,944</b>	<b>5,169</b>

Source: General Directorate of Police

The age group 21-29 has the highest number of prisoners in relation to population. The lowest number is for people over 60 and under 20 years old.

**Fig 7: Prisoners for 10 thousand inhabitants by age group**



For more information, visit INSTAT webpage: <http://www.instat.gov.al/>

Source: General Directorate of Police

# Methodology

## *Data source:*

Data was provided by the State Police Directorate, General Prosecution and General Directorate of Prison.

The data on identified criminal offenses and perpetrators are preliminary and subject to review.

### **1. Recorded criminal offences**

Statistics on recorded criminal offences give a comprehensive view of the cases inflow to the Police during one year. It shows the number of offences that have been reported and recorded as criminal offences by the police.

### **2. Perpetrators of criminal offences**

Data on suspected persons refer to persons suspected by the police for committing a criminal offence. One perpetrator may be present in more than one criminal offense.

### **3. Injured persons**

Injured persons of criminal offences refer to injured persons from the occurrence of a crime during a year.

### **4. Criminal proceedings**

Criminal proceedings refer to cases for which a criminal investigation had been started from prosecution. Registered criminal proceeding for one year refers to new criminal proceedings registered for that year. Terminated proceedings are the proceedings for which the prosecutor at the conclusion of the preliminary investigation decides or asks the court to dismiss the case or the charge, when the cases provided for in Article 328 of the Criminal Procedure Code. Suspended proceedings are the decision of the prosecutor in cases when the perpetrator is not recognized or when the defendant wanders out of a serious illness stopping the further investigation. The statistics on criminal proceedings sent to trial show cases outflow to court in prosecution of a person charged or to be charged for the committing of a crime.

For more information, visit INSTAT webpage: <http://www.instat.gov.al/>



## 5. Defendant persons

Statistics on defendants presents data on the number of new defendants that goes to court during the referring year from criminal proceedings. In the justice system, in this phase they are not more suspected persons of committing of a criminal offence, as they were in police but they are accused persons.

## 6. Prisoners

Data on prisoners includes juvenile persons (under 18 years old), adults (over 18 years old) by gender who have been convicted by a final decision and pre-detainees over the years. The number of prisoners shows the prisoners' situation in a given year, including new arrivals and exits that occur for the period in question.

## Definitions

**Intentional homicide:** A criminal offense by which another person is intentionally or negligently deprived of life. Are included articles of Criminal Code: article 76 Murder, article 77 Murder connected with another crime, 78 Premeditated homicide, 78/a Murder for blood feud, 79 Homicides committed in other specific circumstances, 79/a Public officials murder, 79/b Police murder, 79/c Murder for family relationship, 81 Infanticide.

**Crimes against health:** Are included articles 86 – 90 of Criminal Code of Albania.

**Sexual crimes:** Are included article 100-108/a of Criminal Code of Albania

**Fraud:** Are included articles 143-149/b of Criminal Code of Albania.

**Counterfeit:** Article 183 of Criminal Code of Albania.

**Robbery:** Includes Article 139 of the Criminal Code.

**Violation of road traffic rules:** Includes criminal offenses such as: article 290 Violation of road traffic regulations, article 291 Driving vehicles inappropriately, article 273 leaving the scene of an accident.

**Drug crimes:** Are included article 283 Production and sale of narcotics, article 283/a Trafficking of narcotics, article 284 Cultivation of narcotic plants, article 284/c Production and manufacturing of narcotic and psychotropic substances.

For more information, visit INSTAT webpage: <http://www.instat.gov.al/>