

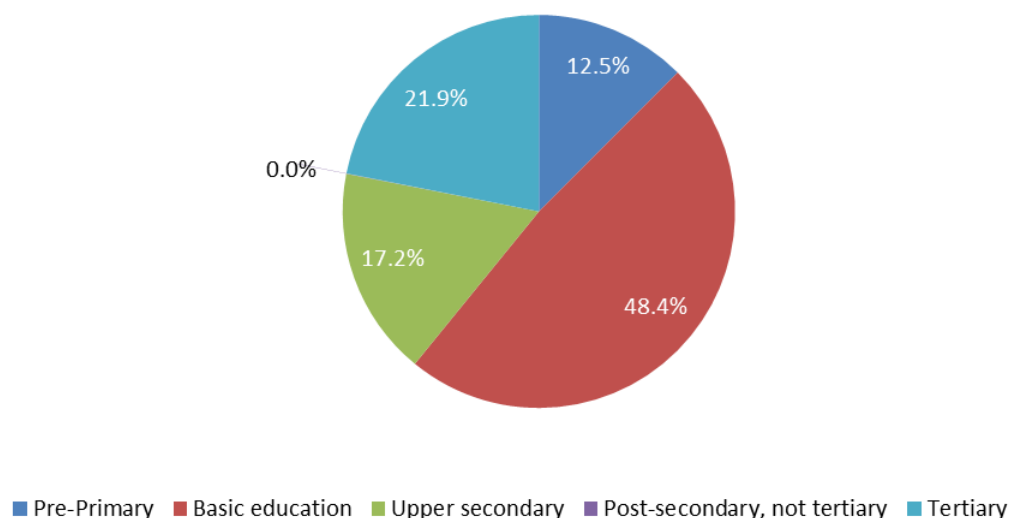
Education enrollment statistics

2023-2024

Tirana, May 03, 2024: In the academic year 2023-2024, 533,711 pupils and students were enrolled in formal education, with a decrease of 3.7 % compared to the academic year 2022-23.

The structure of participation in official education by level of education is almost similar during the last three school/academic years.

Fig. 1 Structure of enrolled pupils/students by level of education, 2023-24



Pre-university Education (*up to upper secondary education*)

In the school year 2023-24, 416,538 pupils and children were enrolled in pre-university education (*up to upper secondary education*), marking a decrease of 3.8 % compared to the 2022-23 school year.

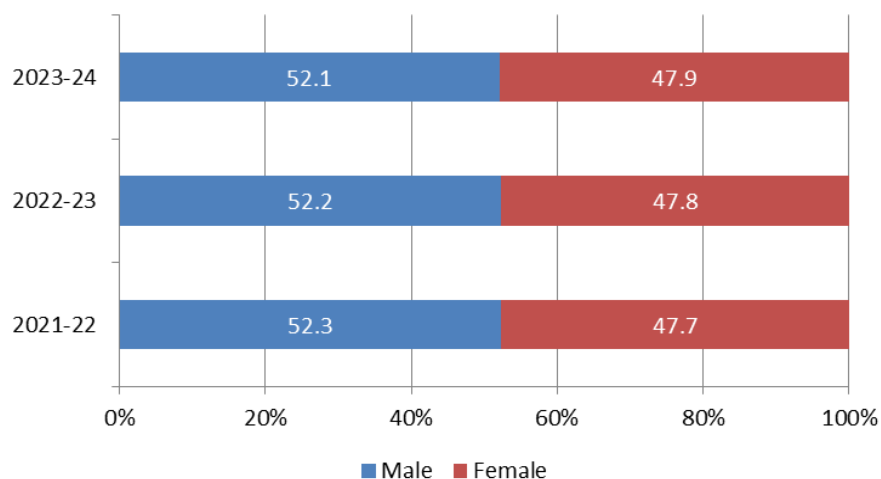
During this school year, 66,711 children are enrolled in the pre-school education, 4.4 % less compared to the previous school year. In the basic education, are enrolled 258,072 pupils, 54.7 % in primary education and 45.3 % in lower secondary education. Compared to the school year 2022-23, in basic education are enrolled 3.4 % less pupils.

For release 03.05.2024

Continue

In the school year 2023-24, 88.7 % of basic education pupils are enrolled in public education institutions and 11.3 % in private education institutions. Among the pupils enrolled in basic education, girls constitute 47.9 % of the total.

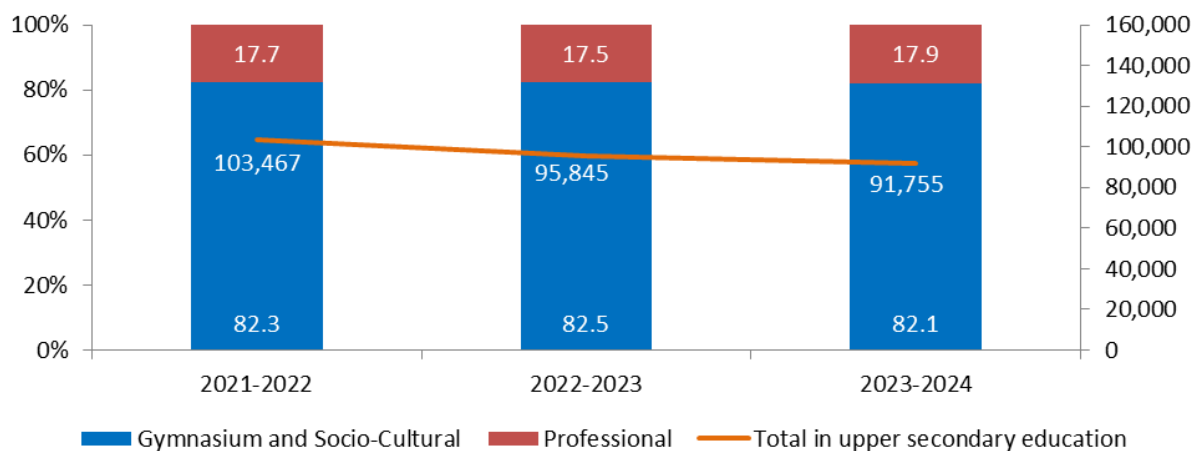
Fig.2 Pupils enrolled in basic education by sex



In 2023-24, are enrolled in upper secondary education 91,755 pupils, marking a decrease of 4.3 %, compared to the previous school year. In 2023-24 school year, the major part of pupils in upper secondary education, 82.1 %, consist of gymnasium and socio-cultural school pupils. This proportion has remained almost at the same level during the last three years.

The majority of pupils enrolled in upper secondary education attend public education institutions (85.0 %).

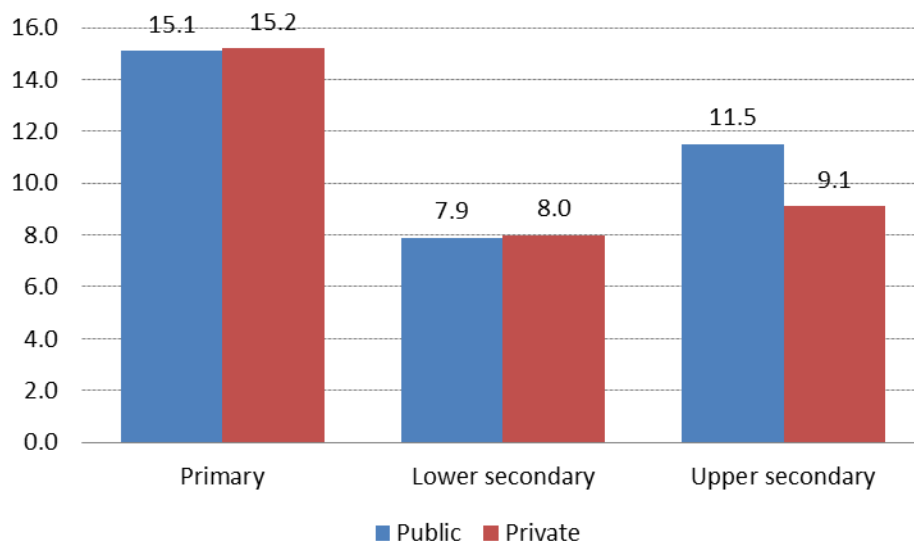
Fig. 3 Pupils enrolled in upper secondary education



For more information, visit INSTAT webpage: <http://www.instat.gov.al/>

In the academic year 2023-24, the number of teachers of basic education is 24,109, of whom 78.0 % are women. The ratio of pupils for a teacher in public primary education is 15.1 and in private is 15.2. In the lower secondary, the ratio of pupils to a teacher in public institutions is 7.9 and in private institutions is 8.0. The number of teachers in upper secondary education is 8,307, of whom 69.6 % are women. The pupil per teacher ratio in upper secondary public education is 11.5 and in private education institutions is 9.1.

Fig. 4 Pupil per Teacher Ratio in basic and upper secondary official education, 2023-24



Post-secondary, not tertiary education

In the Post-secondary, not tertiary education, in the academic year 2023-24, are enrolled 179 students. Females constitute 39.7 % while males 60.3 %. 71.5 % of them attend the qualification “Real estate brokerage”, 17.9 % “Automatism Technology” and 10.6 % “Design and Fashion”.

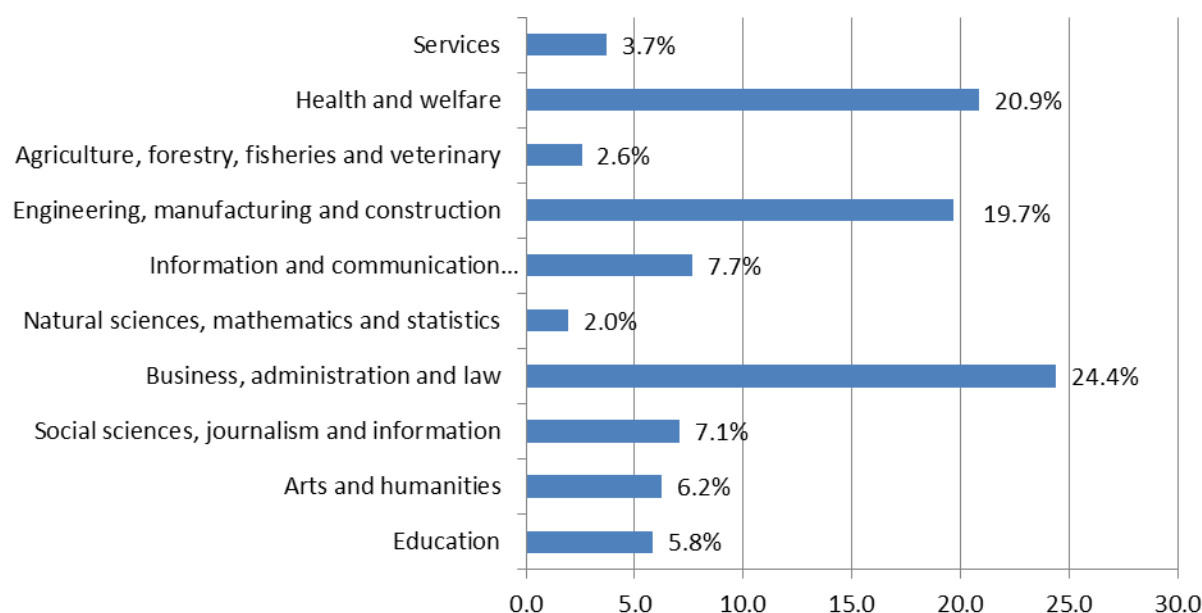
Tertiary education

In the academic year 2023-24, are enrolled in all tertiary programs 116,994 students, marking a decrease of 3.6 % compared to 2022-23. Students enrolled in tertiary public education account for 72.3 % of the total number of students. In the academic year 2023-24, 68,305 female students are enrolled in all tertiary programs, constituting 58.4 % of the total number of tertiary students.

For the same period, 67,283 students are enrolled in bachelor programs, marking a decrease of 5.5 % compared to 2022-23.

In the academic year 2023-24, as in the previous academic year, students prefer more the field of study “Business, administration and law”, were is concentrated one fourth of the total number of students. Other most preferred fields are “Health and Welfare” and Engineering, manufacturing and construction” with respectively 20.9 % and 19.7 % of the total number of enrolled students. Field “Health and welfare” is at the same time the field that has the highest increase of enrolled students compared to the previous academic year (8.8 %).

Fig. 5 Percentage distribution of the number of students enrolled in tertiary education by field of study, 2023-24



Annex

Tab.1 Pupils enrolled up to upper secondary education

ISCED-2011	School / academic year	2021-22	2022-23	2023-24
02	In Kindergartens	72,384	69,750	66,711
1+2	In basic education	278,138	267,275	258,072
1	<i>In primary</i>	154,140	146,962	141,089
2	<i>In Lower secondary</i>	123,998	120,313	116,983
3	In Upper secondary	103,467	95,845	91,755
	<i>Gymnasium & Socio-Cultural</i>	85,188	79,032	75,348
	<i>Professional</i>	18,279	16,813	16,407
	Total enrolled in preuniversity education (up to upper secondary education)	453,989	432,870	416,538

Note: Data on professional upper secondary education for 2023-24, include also transfers of pupils from general upper secondary education to professional education, during the first quarter of the school year.

For more information, visit INSTAT webpage: <http://www.instat.gov.al/>

Tab. 2 Pupils/students enrolled in public/private education institutions, 2023-24

ISCED-2011	Level of education	Public education			Private education			Total		
		Female	Male	Total	Female	Male	Total	Female	Male	Total
02	In Kindergartens	27,495	29,503	56,998	4,562	5,151	9,713	32,057	34,654	66,711
1	Primary	59,435	64,056	123,491	8,339	9,259	17,598	67,774	73,315	141,089
2	Lower secondary	50,370	54,972	105,342	5,601	6,040	11,641	55,971	61,012	116,983
3	Upper secondary	36,277	41,759	78,036	7,051	6,668	13,719	43,328	48,427	91,755
4	Post-secondary, not tertiary	71	108	179	0	0	0	71	108	179
5-8	Tertiary	50,541	34,066	84,607	17,764	14,623	32,387	68,305	48,689	116,994
	Total	224,189	224,464	448,653	43,317	41,741	85,058	267,506	266,205	533,711

Note: Data on tertiary education are not final, for enrollments in Doctorate and Long Term Specialisations programs.

Tab. 3 Number of teachers in up to upper secondary education, 2023-24

ISCED-2011	Level of education	Public education			Private education			Total		
		Female	Male	Total	Female	Male	Total	Female	Male	Total
1	Primary	7,224	958	8,182	1,066	88	1,154	8,290	1,046	9,336
2	Lower secondary	9,344	3,976	13,320	1,182	271	1,453	10,526	4,247	14,773
3	Upper secondary	4,675	2,130	6,805	1,107	395	1,502	5,782	2,525	8,307
	Total	21,243	7,064	28,307	3,355	754	4,109	24,598	7,818	32,416

Tab. 4 Students enrolled in tertiary education

ISCED-2011	Level of education	2021-22			2022-23			2023-24		
		Female	Male	Total	Female	Male	Total	Female	Male	Total
5	Short cycle tertiary (2 years)	2,561	4,223	6,784	2,615	4,343	6,958	2,558	4,190	6,748
6	Bachelor	41,492	31,360	72,852	39,735	31,457	71,192	37,110	30,173	67,283
7	Master	29,159	14,525	43,684	28,775	14,208	42,983	28,322	14,136	42,458
8	Doctorate	281	279	560	123	96	219	315	190	505
	Total	73,493	50,387	123,880	71,248	50,104	121,352	68,305	48,689	116,994

Note: Data on tertiary education are not final, for enrollments in Doctorate and Long Term Specialisations programs, for the academic year 2023-24.

Tab. 5 Students enrolled in tertiary education, by fields of study

Fields of study	2021-22	2022-23	2023-24
Education	8,085	7,317	6,840
Arts and humanities	9,536	7,926	7,302
Social sciences, journalism and information	9,204	9,222	8,260
Business, administration and law	32,227	30,713	28,510
Natural sciences, mathematics and statistics	4,553	4,056	2,297
Information and communication technologies	8,458	9,297	8,964
Engineering, manufacturing and construction	22,555	22,834	23,053
Agriculture, forestry, fisheries and veterinary	2,770	3,108	3,001
Health and welfare	22,130	22,433	24,410
Services	4,362	4,446	4,357
Total	123,880	121,352	116,994

Note: Data on tertiary education are not final, for enrollments in Doctorate and Long Term Specialisations programs, for the academic year 2023-24.

For more information, visit INSTAT webpage: <http://www.instat.gov.al/>

Methodology

Education in Albania is organized according to these programs and classified according to ISCED-2011 Classification, used internationally in education statistics:

Level 0 - Early childhood education - Early childhood / Pre-primary education;

Level 1 - Primary education or first cycle of basic education;

Level 2 - Lower Secondary Education or second cycle of basic education;

Level 3 - Upper Secondary Education - Gymnasium / Socio-cultural / Professional;

Level 4 - Post-secondary, not tertiary;

Level 5 - Higher Education Short Cycle;

Level 6 - Bachelor or equivalent;

Level 7 - Master or equivalent;

Level 8 - PHD or equivalent

DEFINITIONS

Formal Education is defined as institutionalized, intentional and planned education through public and private institutions, recognized by the national education authority, that in their entirety constitute the official education system of a country. Formal education programs are recognized as such by the relevant national education authorities, equivalent or subordinate education providers. Formal education consists more of education starting from the first grade and continues regularly year after year, mainly in the full-time system (before becoming part of the labor market), of vocational education, of education for special needs and some parts of adult education, often recognized as part of the formal education system.

Basic education consists of two cycles: primary education that is conducted in grades 1-5 and upper cycle or lower secondary education that is conducted in grades 6-9. Basic education is compulsory at age 6 and lasts 9 years. The student is required to attend basic education up to the age of 16 years old.

Upper secondary education includes gymnasium and socio-cultural education as well as, professional education.

Pupil per Teacher Ratio, is the ratio of the number of pupils enrolled at a specific level of education to the number of teachers of the same level.

For more information, visit INSTAT webpage: <http://www.instat.gov.al/>

Data Source:

Statistical data of 9 years school, general upper secondary and tertiary education are provided by the Ministry of Education and Sport. Whereas data on professional education are provided by the Ministry of Economy, Culture and Innovation, with annual periodicity.

Data on the *statistics of enrollments in tertiary education, Doctoral and Long-Term Specializations study programs for 2023-24*, are preliminary and subject to review. For more, refer to: https://www.instat.gov.al/media/2940/revision_policy_2016.pdf Statistical Review Policy.

Based on Instruction No. 28, dated 16.10.2023, "On the Conditions and Procedures for Transfer from General Education (Gymnasium) to Professional Education and Vice Versa", data of professional education for the school year 2023-2024 include also the transfers of pupils from general upper secondary education to professional upper secondary education during the first quarter of the school year.