

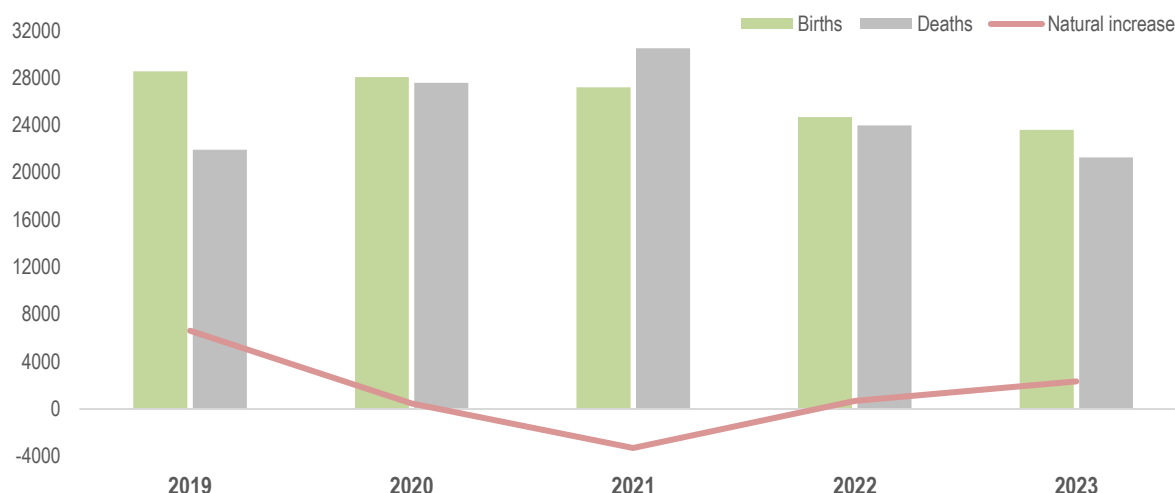
Demographic indicators

Annual 2023 and quarter I - 2024

Tiranë, on 13 May 2024: In 2023, natural population increase is positive with 2,331 births more than deaths, marking an increase compared to the year 2022, which registered 690 births more than deaths.

During the year 2023 were born 23,617 babies, marking a decrease by 4.3 %, compared to the previous year, while the number of deaths was 21,286 persons, marking a decrease by 11.3 %, compared to the previous year.

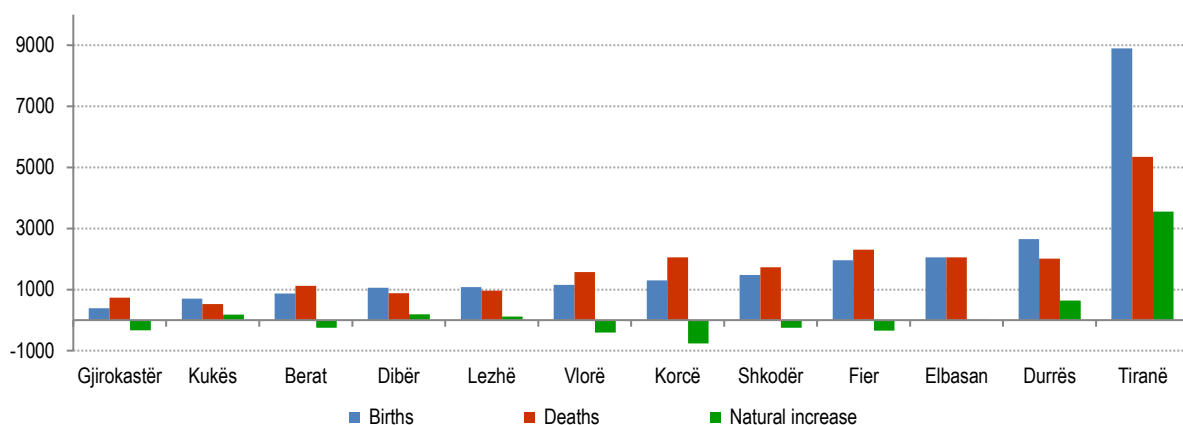
Fig. 1: Births, deaths and natural increase - annual



Six prefectures of the country recorded positive natural population increase, while in the other six prefectures, the natural population increase was negative.

The prefecture with the highest natural population increase was Tiranë, with 3,548 births more than deaths, while the prefecture with the lowest natural population increase was Korçë, with 760 deaths more than births.

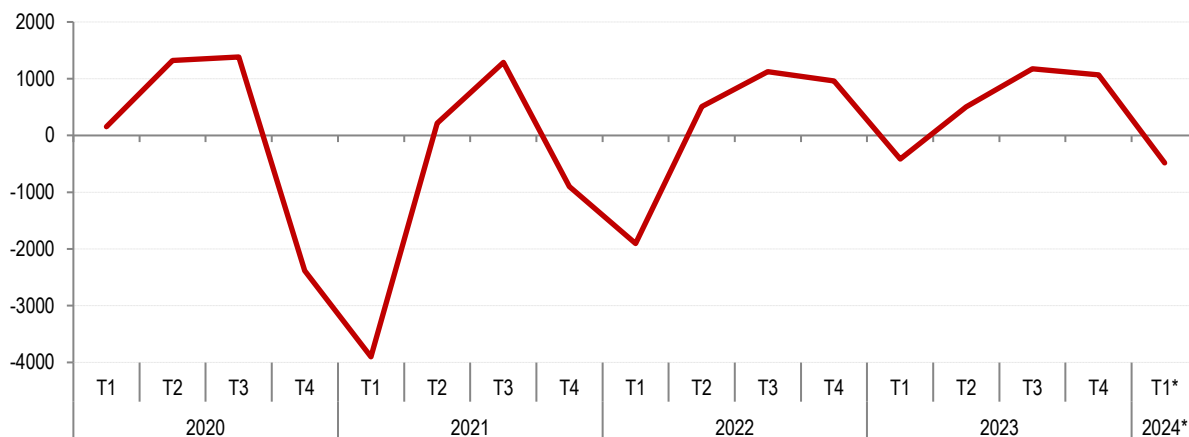
Fig. 2: Births, deaths and natural increase by prefectures - annual 2023



The number of births for the first quarter of 2024 is 5,056, marking a decrease by 6.8 %, compared to the first quarter of 2023, while the number of deaths is 5,537, marking a decrease by 5.2 %, compared to the first quarter of 2023.

The natural population increase in the first quarter of 2024 records 481 deaths more than births.

Fig. 3: Natural population increase, Q1 – 2024*

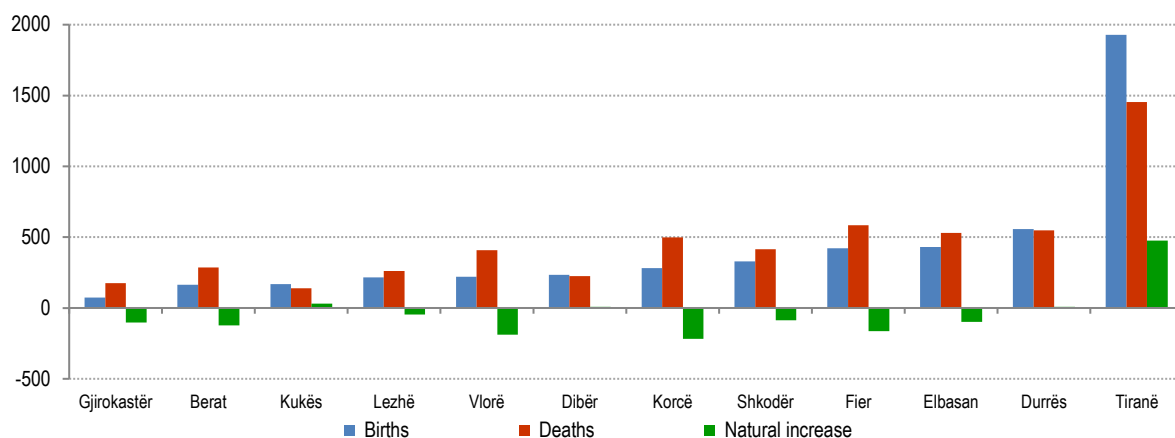


* Preliminary data

In the first quarter of 2024, four prefectures of the country record positive natural population increase, while in the other eight prefectures, natural population increase is negative.

In the first quarter of 2024, the prefecture with the highest natural population increase is Tiranë, with 475 births more than deaths, while the prefecture with the lowest natural population increase is Korçë, with 217 deaths more than births.

Fig. 4: Births, deaths and natural increase by prefectures, Q1 - 2024*



* Preliminary data

Births

During the year 2023, three prefectures of the country recorded increase in the number of births, while other nine prefectures recorded decrease, compared to the year 2022.

The highest number of births was recorded in Tiranë prefecture with 8,893 births, while the lowest was recorded in Gjirokaštër prefecture with 393 births.

The highest increase in percentage of births, during 2023 compared to 2022, was recorded in Korçë prefecture with 2,3 %, while the highest decrease was recorded in Kukës prefecture with 14.5 %.

In the first quarter 2024, all prefectures of the country record decrease in the number of births, compared to the first quarter 2023.

The highest number of births is recorded in Tiranë prefecture with 1,929 births, while the lowest is recorded in Gjirokaštër prefecture with 74 births.

The lowest decrease in percentage of births, during the first quarter 2024, compared to the first quarter 2023, is recorded in Elbasan prefecture with 2.0 %, while the highest decrease is recorded in Vlorë prefecture with 21.1 %.

Tab. 1: Births by prefectures

No.	Prefecture	2022	2023	Annual change in %	Q1 - 2023	Q1 - 2024**	Quarterly change in %
	Albania	24,688	23,617	-4.3	5,424	5,056	-6.8
1	Berat	930	873	-6.1	203	164	-19.2
2	Dibër	1,187	1,064	-10.4	239	234	-2.1
3	Durrës	2,733	2,655	-2.9	608	556	-8.6
4	Elbasan	2,185	2,057	-5.9	440	431	-2.0
5	Fier	2,062	1,965	-4.7	433	421	-2.8
6	Gjirokastrër	392	393	0.3	81	74	-8.6
7	Korçë	1,269	1,298	2.3	301	282	-6.3
8	Kukës	819	700	-14.5	176	169	-4.0
9	Lezhë	1,208	1,082	-10.4	227	216	-4.8
10	Shkodër	1,656	1,478	-10.7	354	328	-7.3
11	Tiranë	9,089	8,893	-2.2	2,083	1,929	-7.4
12	Vlorë	1,158	1,159	0.1	279	220	-21.1
	**Unknown	0	0		0	32	

* Preliminary data

** Category "Unknown" means the number of live births, for which the information of prefecture in which the birth has been registered, is missing.¹

Deaths

During the year 2023, all prefectures of the country recorded decrease in the number of deaths, compared to the year 2022.

The highest number of deaths was recorded in Tiranë prefecture with 5,345 deaths, while the lowest was recorded in Kukës prefecture with 521 deaths.

The highest decrease in percentage of deaths, during 2023 compared to 2022, was recorded in Fier prefecture with 15.4 %, while the lowest decrease was recorded in Kukës prefecture with 3.7 %.

In the first quarter of 2024, one prefecture of the country recorded increase in the number of deaths, in one prefecture there was no change, while ten other prefectures recorded decrease, compared to the first quarter 2023.

The highest number of deaths is recorded in Tiranë prefecture with 1,454 deaths, while the lowest is recorded in Kukës prefecture with 139 deaths.

The highest decrease in percentage of deaths, during the first quarter 2024, compared to the first quarter 2023, is recorded in Gjirokastrër prefecture with 21.4 %, while the lowest decrease is recorded in Tiranë prefecture with 2.6 %.

¹ Look at the methodology in the following link: <http://www.instat.gov.al/en/themes/demography-and-social-indicators/births-deaths-and-marriages/#tab4>

Tab. 2: Deaths by prefectures

No.	Prefecture	2022	2023	Annual change in %	Q1 - 2023	Q1 - 2024**	Quarterly change in %
	Albania	23,998	21,286	-11.3	5,839	5,537	-5.2
1	Berat	1,266	1,118	-11.7	303	287	-5.3
2	Dibër	947	877	-7.4	237	225	-5.1
3	Durrës	2,251	2,011	-10.7	569	547	-3.9
4	Elbasan	2,405	2,050	-14.8	564	530	-6.0
5	Fier	2,730	2,310	-15.4	644	584	-9.3
6	Gjirokastrë	836	731	-12.6	224	176	-21.4
7	Korçë	2,228	2,058	-7.6	571	499	-12.6
8	Kukës	541	521	-3.7	139	139	0.0
9	Lezhë	1,139	968	-15.0	278	262	-5.8
10	Shkodër	2,003	1,726	-13.8	478	414	-13.4
11	Tiranë	5,827	5,345	-8.3	1,417	1,454	2.6
12	Vlorë	1,825	1,571	-13.9	415	408	-1.7
	**Unknown	0	0		0	12	

* Preliminary data

** Category "Unknown" means the number of deaths, for which the information of prefecture in which the death has been registered, is missing.

Annexes

Tab. 3: Births - quarters

No.	Prefecture	2023-1	2023-2	2023-3	2023-4	2024-1*
	Albania	5,424	5,452	6,515	6,226	5,056
1	Berat	203	186	249	235	164
2	Dibër	239	266	279	280	234
3	Durrës	608	611	736	700	556
4	Elbasan	440	475	555	587	431
5	Fier	433	457	562	513	421
6	Gjirokastrë	81	86	118	108	74
7	Korçë	301	305	360	332	282
8	Kukës	176	174	177	173	169
9	Lezhë	227	253	312	290	216
10	Shkodër	354	335	393	396	328
11	Tiranë	2,083	2,027	2,457	2,326	1,929
12	Vlorë	279	277	317	286	220
	**Unknown	0	0	0	0	32

* Preliminary data

** Category "Unknown" means the number of live births, for which the information of prefecture in which the birth has been registered, is missing.

Tab. 4: Deaths - quarters

No.	Prefecture	2023-1	2023-2	2023-3	2023-4	2024-1*
	Albania	5,839	4,950	5,338	5,159	5,537
1	Berat	303	273	270	272	287
2	Dibër	237	218	212	210	225
3	Durrës	569	421	521	500	547
4	Elbasan	564	491	505	490	530
5	Fier	644	531	566	569	584
6	Gjirokastrë	224	178	160	169	176
7	Korçë	571	510	492	485	499
8	Kukës	139	123	137	122	139
9	Lezhë	278	232	211	247	262
10	Shkodër	478	403	445	400	414
11	Tiranë	1,417	1,197	1,379	1,352	1,454
12	Vlorë	415	373	440	343	408
	**Unknown	0	0	0	0	12

* Preliminary data

** Category "Unknown" means the number of deaths, for which the information of prefecture in which the death has been registered, is missing.

Tab. 5: Natural population increase - quarters

No.	Prefecture	2023-1	2023-2	2023-3	2023-4	2024-1*
	Albania	-415	502	1,177	1,067	-481
1	Berat	-100	-87	-21	-37	-123
2	Dibër	2	48	67	70	9
3	Durrës	39	190	215	200	9
4	Elbasan	-124	-16	50	97	-99
5	Fier	-211	-74	-4	-56	-163
6	Gjirokastrë	-143	-92	-42	-61	-102
7	Korçë	-270	-205	-132	-153	-217
8	Kukës	37	51	40	51	30
9	Lezhë	-51	21	101	43	-46
10	Shkodër	-124	-68	-52	-4	-86
11	Tiranë	666	830	1,078	974	475
12	Vlorë	-136	-96	-123	-57	-188
	**Unknown	0	0	0	0	20

* Preliminary data

** Category "Unknown" means the number of cases, for which the information of prefecture, in which the birth and/or the death has been registered is missing.

Tab. 6: Natural population increase – annual final data

No.	Prefecture	2022	2023
	Albania	690	2,331
1	Berat	-336	-245
2	Dibër	240	187
3	Durrës	482	644
4	Elbasan	-220	7
5	Fier	-668	-345
6	Gjirokastrë	-444	-338
7	Korçë	-959	-760
8	Kukës	278	179
9	Lezhë	69	114
10	Shkodër	-347	-248
11	Tiranë	3,262	3,548
12	Vlorë	-667	-412
	**Unknown	0	0

* Preliminary data

** Category "Unknown" means the number of cases, for which the information of prefecture, in which the birth and/or the death has been registered is missing.

Methodology

Quarterly data for births and deaths, at national and prefecture level constitute an important link of the demography of the country. They represent data on population changes, which have an impact on the economic and social life of the country. These data are published based on the Official Statistics Program 2023-2026.

Births

Birth data

Data for birth by demographic characteristic are provided by the General Directorate of Civil Status, which sends to INSTAT only the number of births of the residents in Albania.

All births of Albanian residents are considered during the reference period, by not taking into account the births of residents outside Albania (emigrants), even though they may be registered in the civil status offices, near their former settlements.

Late registered birth

A small adjustment is made in the number of the late registered births for the actual year, in order to include all occurred births in a reference period.

The number of late registered births, from the previous year are considered as proxy for late registration of the actual year, considering the assumption (as a result of our continuous analyses) that the number of late registered births does not change a lot from year to year.

Deaths

Death data

Data for deaths by demographic characteristic are provided by the General Directorate of Civil Status, which send to INSTAT only the number of deaths of the residents in Albania.

All deaths of Albanian residents are considered during a reference period, by not taking into account the deaths of residents outside Albania (emigrants), although they may be registered in the civil status offices near their former settlements.

Late registered death

We make a small adjustment in the number of the late registered deaths for the actual year, in order to include all occurred deaths in a reference period.

The number of late registered deaths, from the previous year is considered as proxy for late registration of the actual year, considering the assumption (as a result of our continuous analyses) that the number of late registered deaths doesn't change a lot from year to year.

Definitions:

Natural population increase: Expresses the increase/decrease of the population, as a result of the biological processes (births and deaths), over a period of time.

It is expressed as the difference between the live births to deaths.

Live birth: Births of children that showed any sign of life.

Death: Means the permanent disappearance of all evidence of life, at any time after life birth has taken place (postnatal cessation of vital functions without capability of resuscitation).