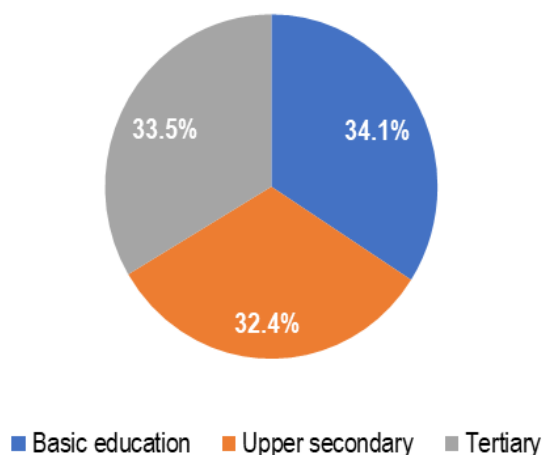


Graduation Statistics

2022-2023

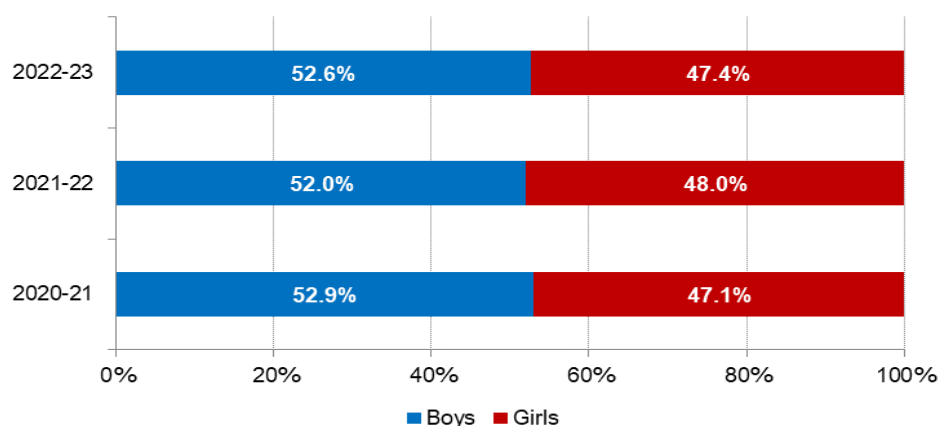
Tirana, May 21 2024: In the 2022-23 school/academic year, 83,548 pupils and students graduated in official education, 34.1 % in basic education, 32.4 % in upper secondary education and 33.5 % in tertiary education.

Fig.1 Structure of graduated pupils/students by level of education, 2022-23



Pre-university Education (*up to upper secondary*)

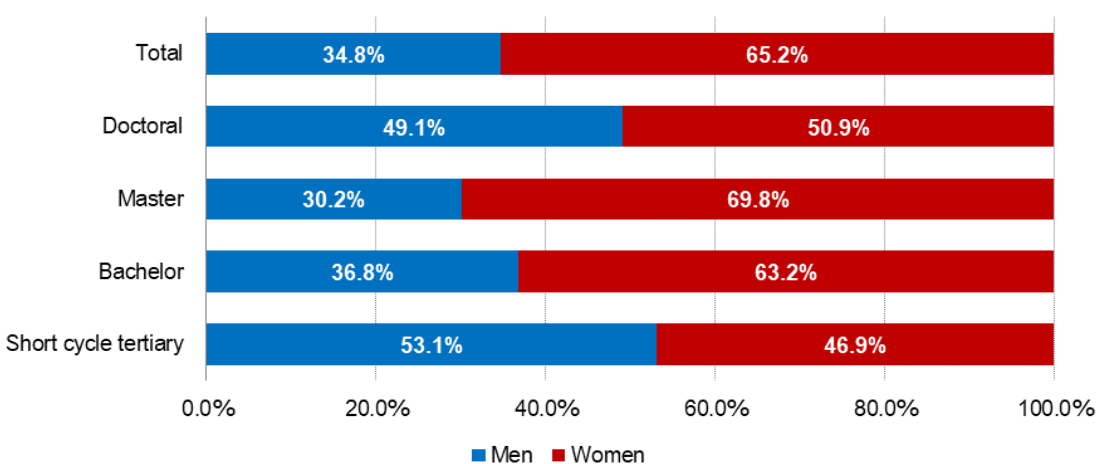
In the 2022-23 school year, 28,488 pupils graduated in 9-year school or basic education, among which 52.6 % were boys and 47.4 % girls.

Fig. 2 Pupils graduated in basic education by sex

In upper secondary education, 27,069 pupils graduated, 47.2 % boys and 52.8 % girls. In vocational education were graduated 3,212 pupils, 82.3 % boys and 17.7 % girls. Vocational education graduates make up 11.9 % of total graduates in upper secondary education.

Tertiary education

In the 2022-23 academic year, 27,991 students graduated in tertiary education. Graduated students in Bachelor's programs make up 49.3 % of total graduate students, followed by Master's programs with 44.6 %. In all tertiary education programs, in this academic year, 18,241 female students graduated, or 65.2 % of the total number of graduate students in tertiary education.

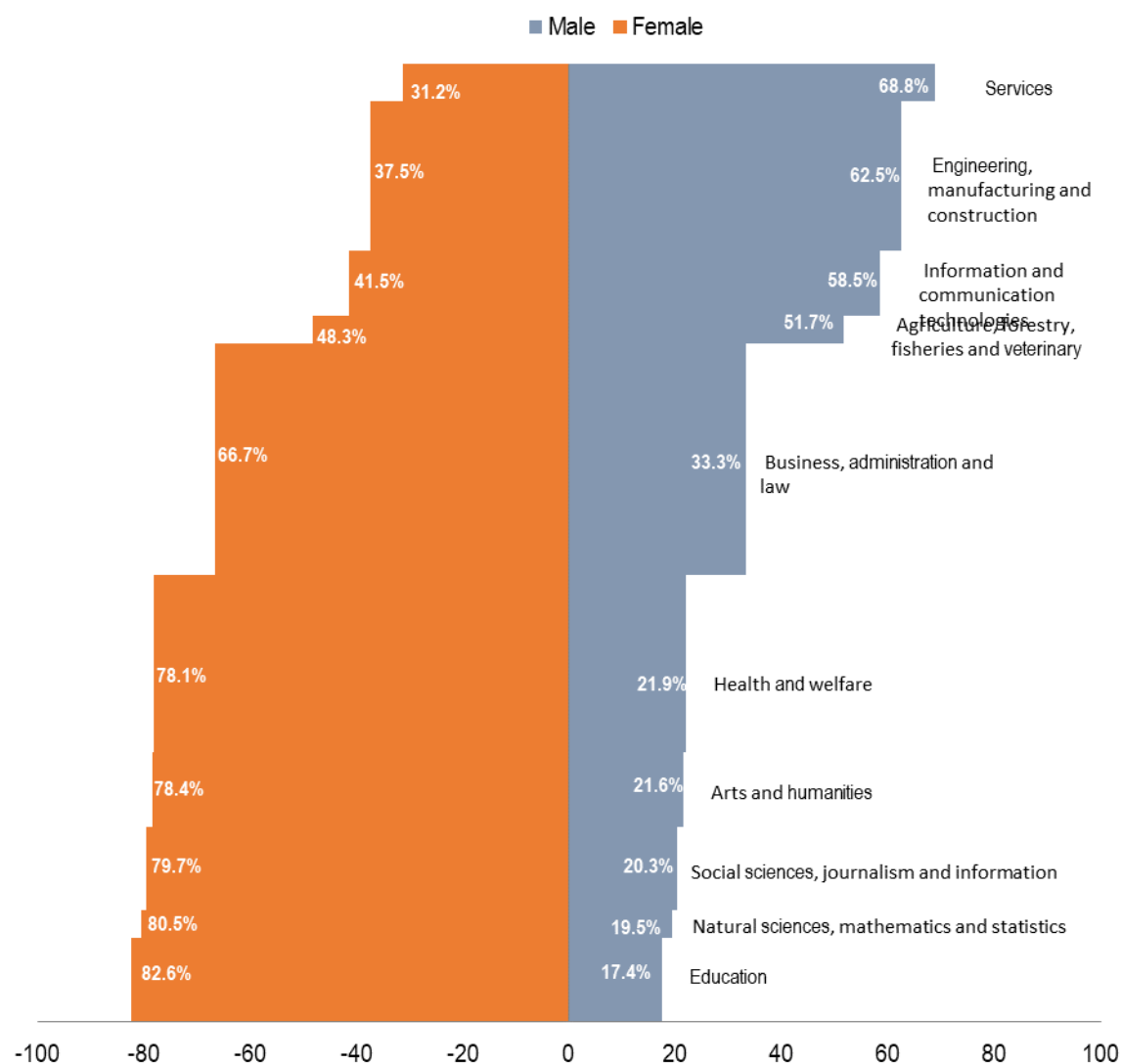
Fig. 3 Graduated in tertiary education by programs and sex, 2022-23

For more information, visit INSTAT webpage: <http://www.instat.gov.al/>

The field of study in which the most students are graduated in all programs is "Business, Administration and Law" with 25.4 % or a quarter of the total number of graduates, for both males and females. The second most preferred field for males is "Engineering, Manufacturing and Construction" with 22.5 % of male graduates. While of the total female graduates, the second most preferred field is "Health and Welfare" with 22.9 % of female graduates.

Analyzed for each field separately, the fields of study in which most females are graduated comparatively to males are "Education" (82.6 %), followed by "Natural sciences, mathematics and statistics" (80.5 %) and "Social sciences, journalism and information" (79.7 %). The fields of study in which more males are graduated compared to females are "Services" (68.8 %), "Engineering, Manufacturing and Construction" (62.5 %), and "Information and Communication Technologies" (58.5 %).

Fig. 4 Graduated in tertiary education by field of study and sex, 2022-23



For more information, visit INSTAT webpage: <http://www.instat.gov.al/>

Annex

Tab.1 Pupils graduated in preuniversity education (up to upper secondary)

ISCED-2011	Education level	2020-21			2021-22			2022-23		
		Girls	Boys	Total	Girls	Boys	Total	Girls	Boys	Total
1+2	In Basic Education	15,172	17,007	32,179	14,346	15,565	29,911	13,512	14,976	28,488
3	In Upper Secondary	16,420	14,716	31,136	15,080	14,423	29,503	14,295	12,774	27,069
	<i>Gymnasium & Socio-Cultural</i>	15,680	11,625	27,305	14,386	11,441	25,827	13,726	10,131	23,857
	<i>Professional</i>	740	3,091	3,831	694	2,982	3,676	569	2,643	3,212

Tab. 2 Students graduated in tertiary education

ISCED-2011	Education level	2020-21			2021-22			2022-23		
		Women	Men	Total	Women	Men	Total	Women	Men	Total
5	Short cycle tertiary	597	725	1,322	816	846	1,662	743	841	1,584
6	Bachelor	11,660	5,990	17,650	10,455	5,562	16,017	8,731	5,077	13,808
7	Master	9,074	4,251	13,325	9,046	3,916	12,962	8,708	3,775	12,483
8	Doctoral	261	132	393	172	97	269	59	57	116
	Total	21,592	11,098	32,690	20,489	10,421	30,910	18,241	9,750	27,991

Tab. 3 Students graduated in tertiary education, by fields of study

Field of study	2020-21			2021-22			2022-23		
	Women	Men	Total	Women	Men	Total	Women	Men	Total
Education	2,686	578	3,264	2,580	630	3,210	2,047	430	2,477
Arts and humanities	2,522	635	3,157	2,183	541	2,724	1,602	441	2,043
Social sciences, journalism and information	2,388	631	3,019	2,344	629	2,973	2,075	528	2,603
Business, administration and law	6,525	3,291	9,816	5,639	2,779	8,418	4,734	2,367	7,101
Natural sciences, mathematics and statistics	738	231	969	791	243	1,034	658	159	817
Information and communication technologies	703	1,127	1,830	785	1,093	1,878	822	1,160	1,982
Engineering, manufacturing and construction	1,160	2,102	3,262	1,305	2,216	3,521	1,315	2,192	3,507
Agriculture, forestry, fisheries and veterinary	543	676	1,219	536	553	1,089	442	474	916
Health and welfare	3,948	1,155	5,103	3,927	1,002	4,929	4,169	1,167	5,336
Services	379	672	1,051	399	735	1,134	377	832	1,209
Total	21,592	11,098	32,690	20,489	10,421	30,910	18,241	9,750	27,991

For more information, visit INSTAT webpage: <http://www.instat.gov.al/>

Methodology

Education in Albania is organized according to these programs and classified according to ISCED-2011 Classification used internationally in education statistics:

Level 0 - Early childhood education - Early childhood / Pre-primary education;

Level 1 - Primary education or first cycle of basic education;

Level 2 - Lower Secondary Education or second cycle of basic education;

Level 3 - Upper Secondary Education - Gymnasium / Professional / Socio-Cultural;

Level 4 - Post-secondary, not tertiary;

Level 5 - Higher Education Short Cycle;

Level 6 - Bachelor or equivalent;

Level 7 - Master or equivalent;

Level 8 - PHD or equivalent

DEFINITIONS

Formal Education is defined as institutionalized, intentional and planned education through public and private institutions, recognized by the national education authority, that in their entirety constitute the official education system of a country. Formal education programs are recognized as such by the relevant national education authorities, equivalent or subordinate education providers. Formal education consists more of education starting from the first grade and continues regularly year after year, mainly in the full-time system (before becoming part of the labor market), of vocational education, of education for special needs and some parts of adult education, often recognized as part of the formal education system.

Basic education consists of two cycles: primary education that is conducted in grades 1-5 and upper cycle or lower secondary education that is conducted in grades 6-9. Basic education is compulsory at age 6 and lasts 9 years. The student is required to attend basic education up to the age of 16 years old.

Upper secondary education includes gymnasium and sociocultural education as well as, professional education, which is divided into lower technical (vocational) and higher professional education.

Professional education includes education programs designed to gain the knowledge, skills and competences specific to a particular profession or class of professions.

Graduated in an educational program, is a pupil or student who has successfully completed all program requirements.

Data on statistics of graduates are subject to review. For more, refer to: https://www.instat.gov.al/media/2940/revision_policy_2016.pdf Statistical Review Policy.

Data Source:

Statistical data on education are provided by the Ministry of Education and Sport and the Ministry of Economy, Culture and Innovation, with yearly periodicity.

For more information, visit INSTAT webpage: <http://www.instat.gov.al/>