

Agriculture Statistics 2023

Tirana, 21 June 2024: The cereals production in 2023 is 701,314 tonnes. The highest level of cereals production was achieved in the prefectures of Fier with 176,584 tonnes, following by Elbasan with 95,572 tonnes and Korça with 83,889 tonnes.

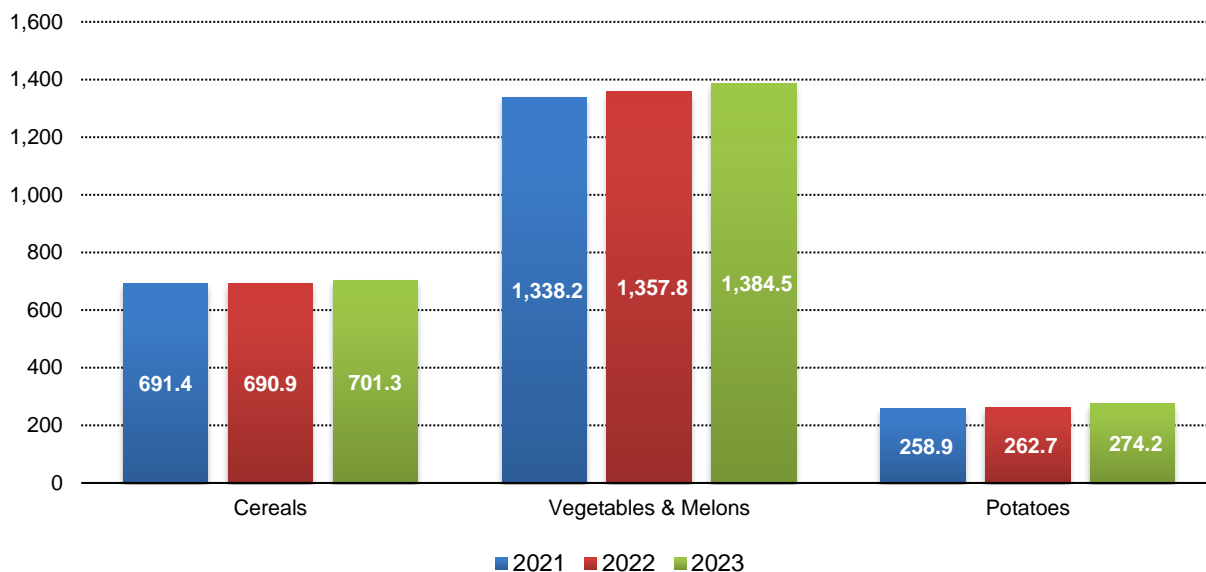
Tab.1 Agriculture production (thousand tonnes)

Agricultural production	2021	2022	2023
Field crops			
Cereals	691.4	690.85	701.3
Vegetables	1,338.2	1,357.8	1,384.5
Potatoes	258.9	262.7	274.2
White beans	22.4	21.8	23.3
Industrial crops	27.3	24.5	23.4
Medicinal crops	16	16.4	17.8
Forage	7,054.0	7,138.8	6,940.3
Permanent crops			
Fruit trees	287.2	295.4	281.9
Olives	110.2	157.7	117.6
Citrus	50.5	55.1	56.7
Grapes	212.0	211.2	179.7

Source : Ministry of Agriculture and Rural Development

In 2023, the potatoes production is 274,188 tonnes, increased by 4.38 % compared with the year 2022. The highest level of potatoes production was achieved in the prefectures of Korça with 68,428 tonnes, following by Fier with 53,583 tonnes and Elbasan with 29,265 tonnes. The production of industrial plants in 2023 has decreased by 4.36%, while the production of beans has increased by 7.06% compared to previous year.

Fig. 1 Production of cereals, vegetables and potatoes (thousand tonnes)

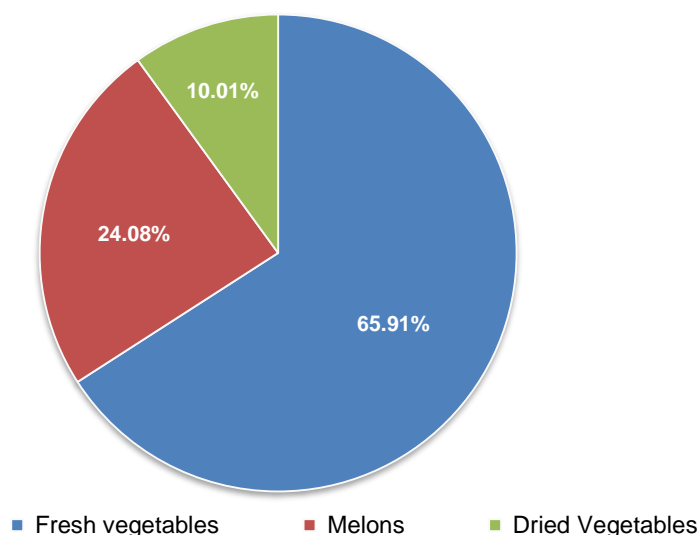


Source : Ministry of Agriculture and Rural Development

In 2023, the vegetables production is 1.384,483 tonnes. The highest level of vegetables production was achieved in the prefectures of Fier 543,934 tonnes, following by Tirana with 154,098 tonnes and Berat with 137,831 tonnes.

Fresh vegetables represent 65.91 % of total vegetables followed by melons with 24.08 % and dried vegetables with 10.01 %.

Fig. 2 Structure of vegetable production, 2023 (in %)



Source : Ministry of Agriculture and Rural Development

For more information , visit INSTAT webpage: <http://www.instat.gov.al/>

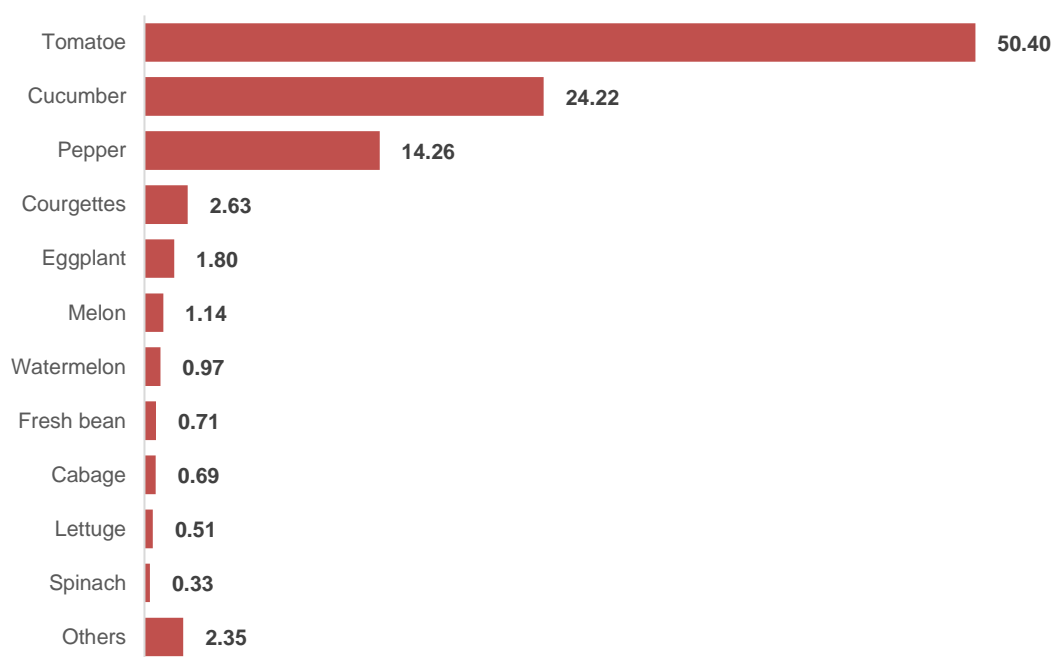
Fresh vegetables production in 2023 was 912,448 tonnes, decreasing by 0.27 % compared with previous year. In the group of fresh vegetables, the most representative crops are tomatoes with 309,343 tonnes (33.90%), cucumbers with 128,845 tonnes (14.12 %) and peppers with 104,982 tonnes (11.51 %).

The production of dried vegetables reached 138,619 tonnes, with an increase of 6.91% compared to 2022, where dry onion represents 84.48% of the total production of this group. Also, melons production reached 33,416 tonnes, with an increase of 6.44% compared to 2022, where watermelon represents 84.39% of the production of this group.

Vegetable production in greenhouses represents 22.43 % of total vegetable production, where the prefectures of Fier and Berat represents 78.50 % of the production.

Greenhouse vegetable production in 2023 decreased by 0.16 %, compared to the previous year. The tomatoes production represent 50.40 % of total greenhouses production.

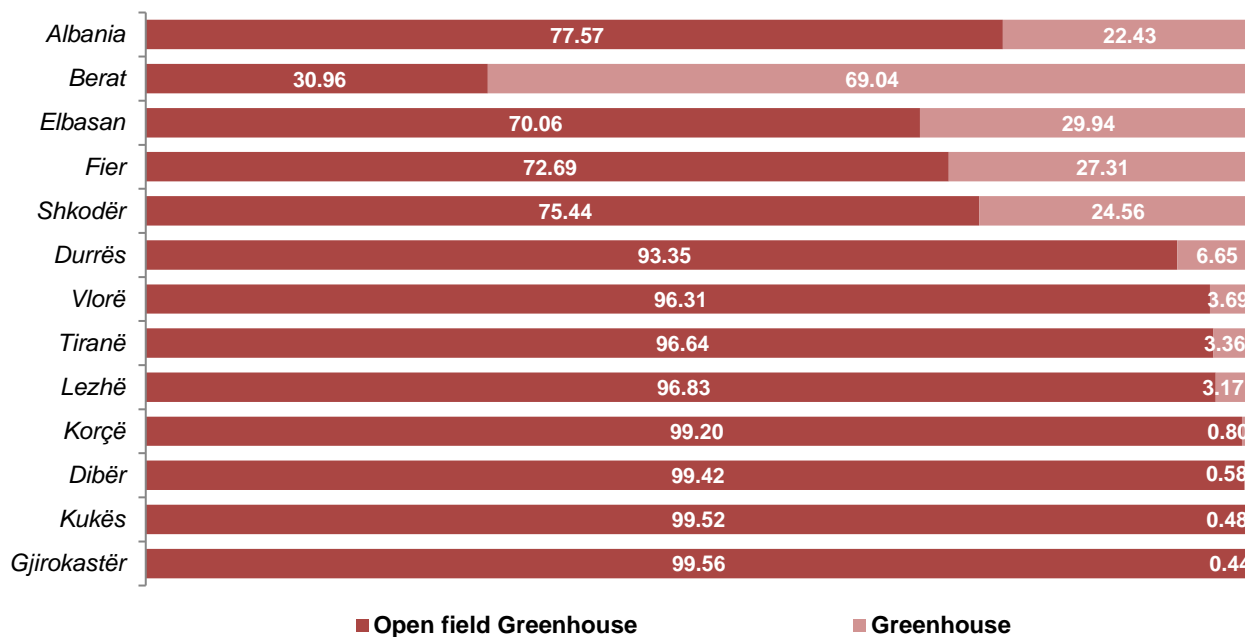
Fig.3 Production of vegetables in greenhouse (in %)



Source : Ministry of Agriculture and Rural Development

The prefecture with the highest percentage of greenhouse vegetable production to total vegetable production is Berat with 69.04 %, followed by Elbasan with 29.94 %, the lowest percentage production is in the prefecture of Gjirokastër and Kukës with 0.44 % and 0.48 % respectively.

Fig. 4 Vegetables production in open field and in greenhouse, by prefectures, 2023 (%)

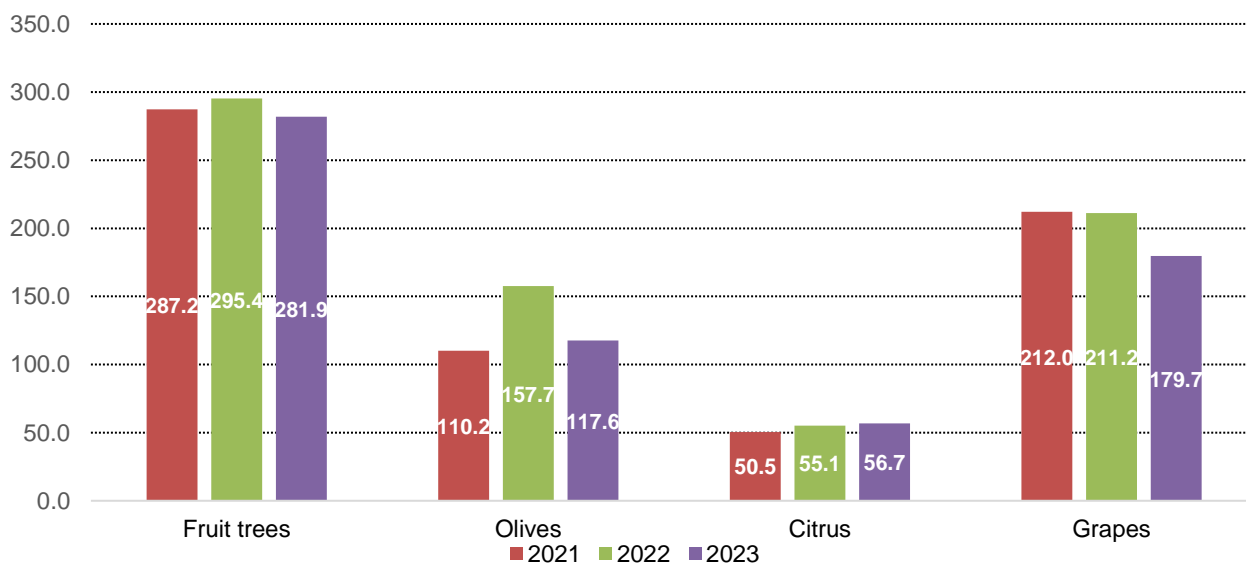


Source : Ministry of Agriculture and Rural Development

Permanent Crops

The production of permanent crops is represented by the production of fruit trees, olives, citrus and grapes.

Fig.5 Production of permanent crops (thousand tonnes)



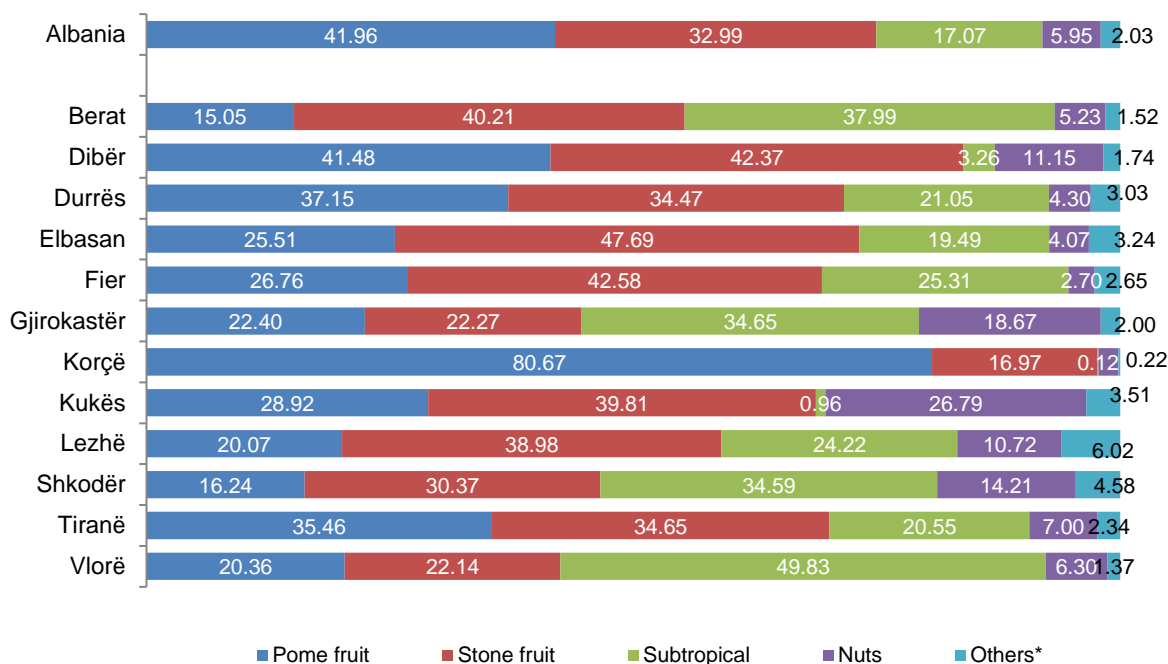
Source : Ministry of Agriculture and Rural Development

For more information , visit INSTAT webpage: <http://www.instat.gov.al/>

Fruit trees production in 2023 is 281,936 tonnes decreased by 4.57 % compared with 2022. The highest level of production was reached in the prefecture of Korça with 74,605 tonnes, followed by the prefectures of Elbasan with 40,504 tonnes and Fier with 36,313 tonnes.

Pome fruits group occupy 41.54 % of the total production represented by apples. Korça prefecture occupies 62.97 % of total apples production in country.

Fig. 6 Structure of fruit trees production by kinds and prefectures, 2023 (%)



* include the production of berries and others

Source : Ministry of Agriculture and Rural Development

In the stone fruits group the largest category, is represented by plums with 46.31 %, followed by cherries 24.99 % and cherries with 23.05 %.

In 2023, figs occupy 45.97 % of production in the group of subtropical fruits, followed by dates with 26.05 % and pomegranates with 24.67 %.

Walnuts and chestnuts occupy 82.11 % of nuts trees group. The highest level of walnut production in this group was archived in Dibra prefecture with 2,411 tonnes.

In 2023, were produced 117,618 tonnes of olives, decreasing with 25.42 % compared to the previous year. The highest level of olive production was reached in the prefecture of Fier with 37,700 tonnes. Olives variety for oil represent 102,626 tonnes (87.25 %) of total olive production and olives variety for table use represent 14,992 tonnes (12.75 %).

For more information , visit INSTAT webpage: <http://www.instat.gov.al>

The citrus production in year 2023 was 56,729 tonnes. The highest level of citrus production was achieved in the prefecture of Vlora with 35,834 tonnes (63.17 %) of total citrus production. Mandarines occupy 63.54 % of total citrus production.

In 2023, grape production is 179,705 tonnes where 104,857 tonnes (58.35%) is represented by grape from vineyards and 74,848 tonnes (41.65 %) by grape from pergolas.

Methodology

Agriculture statistics 2022 are produced in base of administrative data , collected from Ministry of Agriculture and Rural Development. Legal bases for these data is Law Nr. 17/2018 of Official Statistical National Program 2022 – 2026 and Law Nr. 30/2022 of Official Statistics 2022-2026, applying classifications and definitions according to relevant EU regulations- European Regulation (EC) Nr. 543/2009 of Agriculture Crop Statistics.

Information is collected in field by experts of extension services in all country. These experts collect data directly from farmers. Harvested production means production including on-holding losses and wastage, quantities consumed directly on the farm and marketed quantities.

Crop statistics are represented by annual data as: cultivated area, production area for permanent crops, production and yield..

Definition

Harvest year

Harvest year' means the calendar year in which the harvest begins.

Classification

Classification of field crops is done by group of cultures (cereals, vegetables, industrial plants, fodder, oilseeds, potatoes, beans) in the open field and greenhouses, main crops and secondary crops.

Classification of fruit trees done by: fruit trees, olives, citrus, pergola and grapes in total number of trees, trees in production, production and yields.

Area under cultivation

Area under cultivation means the area that corresponds to the total sown area, for production of the specific agricultural product, in a calendar year. In area under cultivation included main and secondary area of crops. Total area of vegetables represent from fresh vegetables area, dry vegetables area and melons area. In this area excludes ruined areas (e.g. due to natural disasters).

Greenhouse

Crops under glass or high (accessible) cover refers to crops which are covered by accessible greenhouses or fixed or mobile high cover (glass or rigid or flexible plastic) for the whole period of growth or for the predominant part of it.

Permanent crops

For more information , visit INSTAT webpage: <http://www.instat.gov.al/>

Permanent crops are represented by pome fruits (apples, pears, quinces), stone fruits (plums, cherries, peaches, apricots), subtropical fruits (figs, persimmons, pomegranates), nuts (walnuts, chestnuts, almonds and hazelnuts), and others.

Production area of permanent crops

Production area of permanent crops is potential productive area. It excludes all non-producing areas, such as new plantations that have not yet started to produce, extensive production or abandoned.