

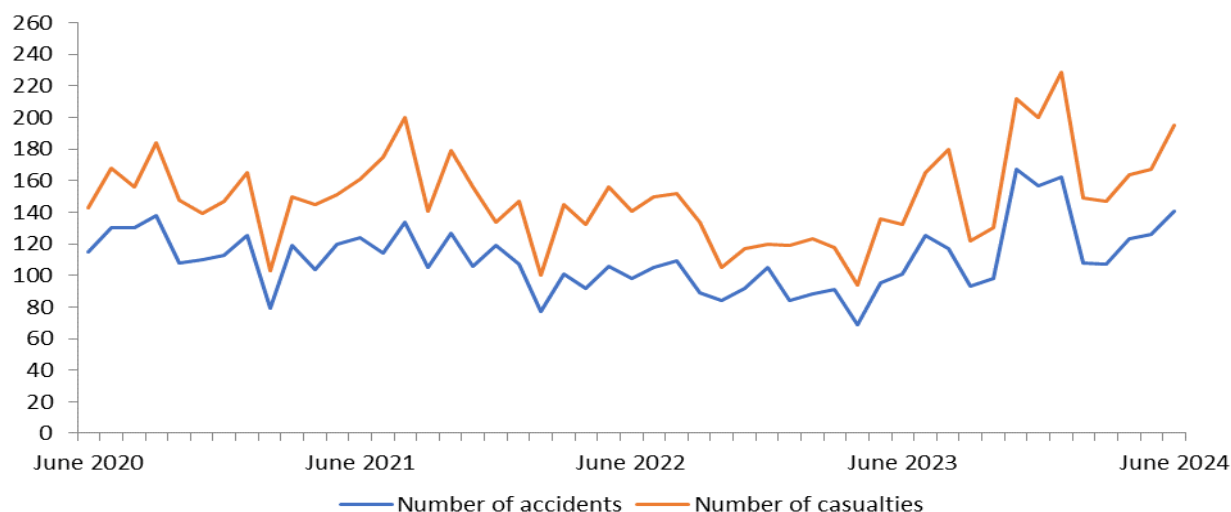
# Road accidents\*

## June 2024

**Tirana, 29 July 2024:** In June 2024, are counted 141 road accidents from which 195 were casualties (persons killed and injured). \* (The data published is preliminary and subject of updating).

In the first semester of 2024 mortality in road accidents is 9.8 per 100 road accidents, from 17.0 per 100 road accidents during the same period in the last year.

Fig. 1 Road accidents and number of casualties (killed and injured), June 2020 – June 2024



Source: General Directorate of State's Police, INSTAT's calculations

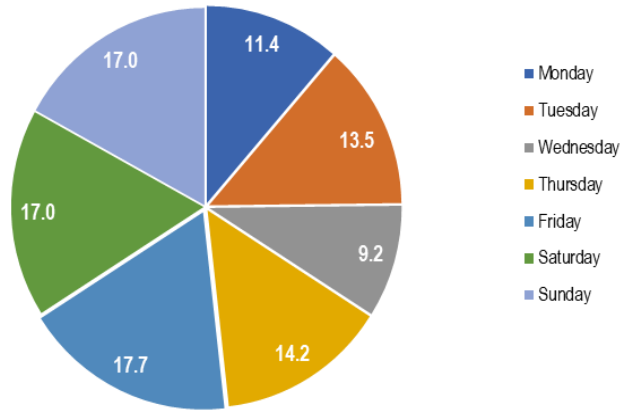
The road accidents, in 92.9 % of cases, occurred as a result of the driver's behavior. The highest number of accidents, in this period, was carried out by the age group 0-24 year and 60+ year, accounting each for 21.3 % of the total number of accidents.

In June 2024, the highest number of road accidents occurred on Friday by 17.7 %, while the lowest number of accidents occurred on Wednesday by 9.2 %.

For publication 29/07/2024

Continues

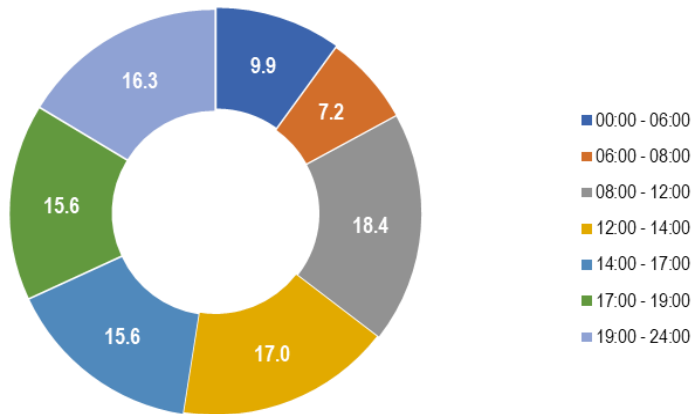
Fig. 2 Road accidents by day of the week in %, June 2024



Source: General Directorate of State's Police, INSTAT's calculations

The highest number of road accidents occurred during the time frame 08:00-12:00 accounting by 18.4 % of the total number of road accidents.

Fig. 3 Road accidents by time of occurrence in %, June 2024



Source: General Directorate of State's Police, INSTAT's calculations

**Tab. 1 Road accidents and number of casualties, by gender**

Period	Total	Killed and injured persons	
	Accidents	Female	Male
June 2023	101	43	89
June 2024	141	54	141
<b>The annual change (%)</b>	<b>39.6</b>	<b>25.6</b>	<b>58.4</b>
January-June 2023	528	230	492
January-June 2024	767	327	724
<b>The annual change (%)</b>	<b>45.3</b>	<b>42.2</b>	<b>47.2</b>

Source: General Directorate of State's Police, INSTAT's calculations

**Tab. 2 Road accidents and number of killed persons, by users of road**

Period	Accidents by		Killed and injured persons	
	Behavior of the driver	Behavior pedestrian	Behavior of the driver	Behavior pedestrian
June 2023	83	18	113	19
June 2024	131	10	185	10
<b>The annual change (%)</b>	<b>57.8</b>	<b>-44.4</b>	<b>63.7</b>	<b>-47.4</b>
January-June 2023	448	80	637	85
January-June 2024	659	108	935	116
<b>The annual change (%)</b>	<b>47.1</b>	<b>35.0</b>	<b>46.8</b>	<b>36.5</b>

Source: General Directorate of State's Police, INSTAT's calculation

**Tab. 3 Road accidents by driver's age**

Period	0 - 24 years old	25- 34 years old	35- 44 years old	45-59 years old	60+ years old	Left the accident scene
June 2023	15	31	15	26	13	1
June 2024	30	28	26	26	30	1
<b>The annual change (%)</b>	<b>100.0</b>	<b>-9.7</b>	<b>73.3</b>	<b>0.0</b>	<b>130.8</b>	<b>0.0</b>
January-June 2023	103	144	98	110	62	11
January-June 2024	157	201	142	139	108	20
<b>The annual change (%)</b>	<b>52.4</b>	<b>39.6</b>	<b>44.9</b>	<b>26.4</b>	<b>74.2</b>	<b>81.8</b>

Source: General Directorate of State's Police, INSTAT's calculation

For more information, visit INSTAT web page:

<http://www.instat.gov.al/en/themes/industry-trade-and-services/transport-and-accidents/#tab3>

**Tab. 4 Road accidents and number of killed persons, by regions\***

Period	Accidents		Killed and injured persons		Accidents		Killed and injured persons	
	June 2023	June 2024	June 2023	June 2024	January-June 2023	January-June 2024	January-June 2023	January-June 2024
<b>Albania</b>	<b>101</b>	<b>141</b>	<b>132</b>	<b>195</b>	<b>528</b>	<b>767</b>	<b>722</b>	<b>1,051</b>
Berat	1	2	1	2	12	14	14	16
Dibër	2	3	5	7	9	19	18	41
Durrës	7	20	7	37	59	92	80	145
Elbasan	2	8	2	13	19	42	23	61
Fier	6	16	9	21	26	58	38	80
Gjirokastrë	7	5	13	9	30	32	47	70
Korçë	11	6	11	6	31	31	40	38
Kukës	4	4	6	4	18	30	28	32
Lezhë	10	19	16	25	49	75	79	111
Shkodër	1	13	1	14	8	38	12	45
Tiranë	44	33	55	39	247	283	320	344
Vlorë	6	12	6	18	20	53	23	68

Source: General Directorate of State's Police, INSTAT's calculation

\*(The data published is preliminary and subject of updating).

# Methodology

The purpose of the monthly publication of accidents is to present the results and indicators of road accidents such as: the change in the number of monthly accidents. number of killed and injured persons by road accidents classified by gender, the behavior of road users, age and counties in the country comparing with the same period a year ago. The General Directorate of State Police is the institution that provides INSTAT with a comprehensive system of information on road accidents.

## Definitions

**Accidents:** Unwanted or unintended sudden event or a specific chain of such events which have harmful consequences.

**Injury accident:** Any accident involving at least one road vehicle in motion on a public road or private road to which the public has right of access, resulting in at least one injured or killed person.

**Person killed:** It is considered any person killed immediately or dying within 30 days as a result of the accident, excluding suicides.

**Person injured:** Any person who as result of an accident was not killed immediately or not dying within 30 days, but sustained an injury, normally needing medical treatment, excluding attempted suicides.

**The behavior of the driver:** It implies when the driver does not comply with the traffic rules according to the "Road Code" as sudden braking, ignores signs (signaling) traffic, disregard the speed limit, etc.

**Pedestrian Behavior:** It implies when pedestrian does not comply with the traffic rules according to the "Road Code" as crossing the road carelessly, etc.

**Source of data:** The data are provided by Ministry of Internal Affairs/General directorate of State's Police.

*The data of a last month on killed persons by road accidents are preliminary and subject of revision. For more: [Statistical Revision Policy](#).*

## Explanation of Symbols

- 0 value less than half of unit of measure
- no value
- (...) missing data

For more information. visit INSTAT web page:

<http://www.instat.gov.al/en/themes/industry-trade-and-services/transport-and-accidents/#tab3>