

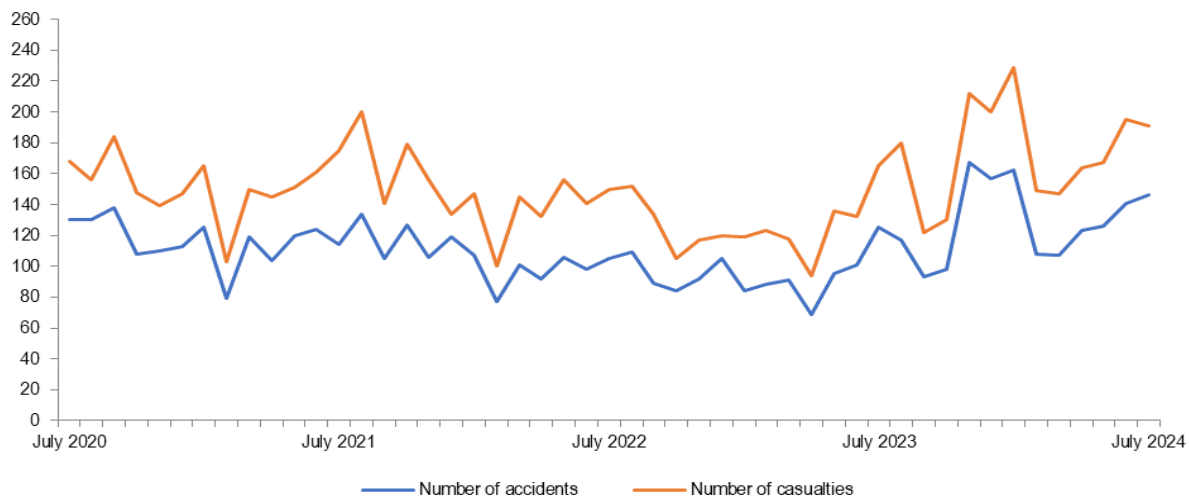
Road accidents*

July 2024

Tirana, 28 August 2024: In July 2024, are counted 146 road accidents from which 191 were casualties (persons killed and injured). * (The data published is preliminary and subject of updating).

In the seven months of 2024 mortality in road accidents is 9.2 per 100 road accidents, from 16.8 per 100 road accidents during the same period in the last year.

Fig. 1 Road accidents and number of casualties (killed and injured), July 2020 – July 2024



Source: General Directorate of State's Police, INSTAT's calculations

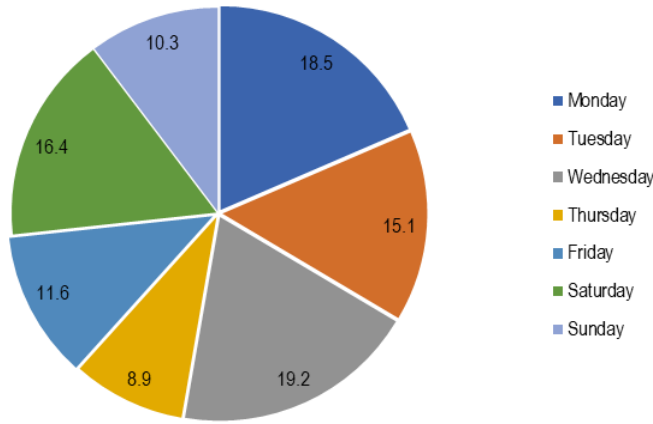
The road accidents, in 91.1 % of cases, occurred as a result of the driver's behavior. The highest number of accidents, in this period, was carried out by the age group 25-34 year, accounting 23.3 % of the total number of accidents.

In July 2024, the highest number of road accidents occurred on Wednesday by 19.2 %, while the lowest number of accidents occurred on Thursday by 8.9 %.

For publication 28/08/2024

Continue

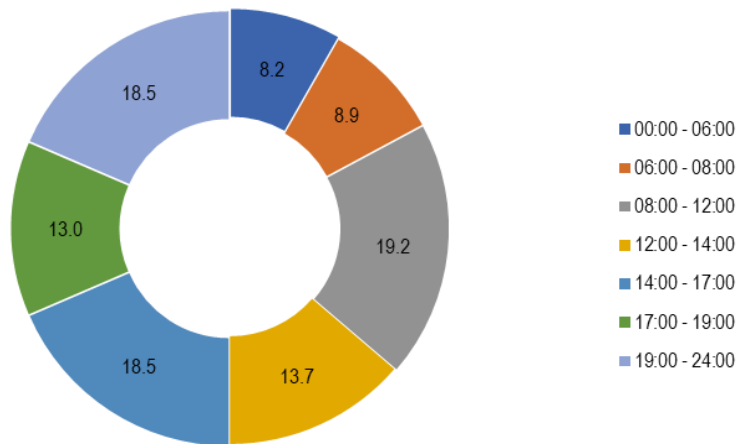
Fig.2 Road accidents by day of the week in %, July 2024



Source: General Directorate of State's Police, INSTAT's calculations

The highest number of road accidents occurred during the time frame 08:00-12:00 accounting by 19.2 % of the total number of road accidents.

Fig.3 Road accidents by time of occurrence in %, July 2024



Source: General Directorate of State's Police, INSTAT's calculations

Tab. 1 Road accidents and number of casualties, by gender

Period	Total	Killed and injured persons	
	Accidents	Female	Male
July 2023	125	46	119
July 2024	146	68	123
The annual change (%)	16.8	47.8	3.4
January -July 2023	653	276	611
January -July 2024	913	395	847
The annual change (%)	39.8	43.1	38.6

Source: General Directorate of State's Police, INSTAT's calculations

Tab. 2 Road accidents, number of killed and injured, by users of road

Period	Accidents by		Killed and injured persons	
	Behavior of the driver	Behavior pedestrian	Behavior of the driver	Behavior pedestrian
July 2023	115	10	155	10
July 2024	133	13	176	15
The annual change (%)	15.7	30.0	13.5	50.0
January -July 2023	563	90	792	95
January -July 2024	792	121	1,111	131
The annual change (%)	40.7	34.4	40.3	37.9

Source: General Directorate of State's Police, INSTAT's calculation

Tab. 3 Road accidents by driver's age

Period	0 - 24 years old	25- 34 years old	35- 44 years old	45-59 years old	60+ years old	Left the accident scene
July 2023	24	29	28	27	13	4
July 2024	31	34	27	26	24	4
The annual change (%)	29.2	17.2	-3.6	-3.7	84.6	0.0
January -July 2023	127	173	126	137	75	15
January -July 2024	188	235	169	165	132	24
The annual change (%)	48.0	35.8	34.1	20.4	76.0	60.0

Source: General Directorate of State's Police, INSTAT's calculation

Tab. 4 Road accidents, number of killed and injured, by regions*

Period	Accidents		Killed and injured persons		Accidents		Killed and injured persons	
	July 2023	July 2024	July 2023	July 2024	January-July 2023	January-July 2024	January-July 2023	January-July 2024
Albania	125	146	165	191	653	913	887	1,242
Berat	1	5	2	6	13	19	16	22
Dibër	0	2	0	5	9	21	18	46
Durrës	17	21	19	30	76	113	99	175
Elbasan	5	5	6	7	24	47	29	68
Fier	6	14	7	15	32	72	45	95
Gjirokastër	7	7	11	19	37	39	58	89
Korçë	6	5	6	6	37	36	46	44
Kukës	4	5	5	5	22	35	33	37
Lezhë	18	17	29	23	67	92	108	134
Shkodër	4	11	5	13	12	49	17	58
Tiranë	44	35	56	37	291	318	376	381
Vlorë	13	19	19	25	33	72	42	93

Source: General Directorate of State's Police, INSTAT's calculation

*(The data published is preliminary and subject of updating).

Methodology

The purpose of the monthly publication of accidents is to present the results and indicators of road accidents such as: the change in the number of monthly accidents, number of killed and injured persons by road accidents classified by gender, the behavior of road users, age and counties in the country comparing with the same period a year ago. The General Directorate of State Police is the institution that provides INSTAT with a comprehensive system of information on road accidents.

Definitions

Accidents: Unwanted or unintended sudden event or a specific chain of such events which have harmful consequences.

Injury accident: Any accident involving at least one road vehicle in motion on a public road or private road to which the public has right of access, resulting in at least one injured or killed person.

Person killed: It is considered any person killed immediately or dying within 30 days as a result of the accident, excluding suicides.

Person injured: Any person who as result of an accident was not killed immediately or not dying within 30 days, but sustained an injury, normally needing medical treatment, excluding attempted suicides.

The behavior of the driver: It implies when the driver does not comply with the traffic rules according to the "Road Code" as sudden braking, ignores signs (signaling) traffic, disregard the speed limit, etc.

Pedestrian Behavior: It implies when pedestrian does not comply with the traffic rules according to the "Road Code" as crossing the road carelessly, etc.

Source of data: The data are provided by Ministry of Internal Affairs/General directorate of State's Police.

The data of a last month on killed persons by road accidents are preliminary and subject of revision. For more: [Statistical Revision Policy](#).

Explanation of Symbols

- 0 value less than half of unit of measure
- no value
- (...) missing data