

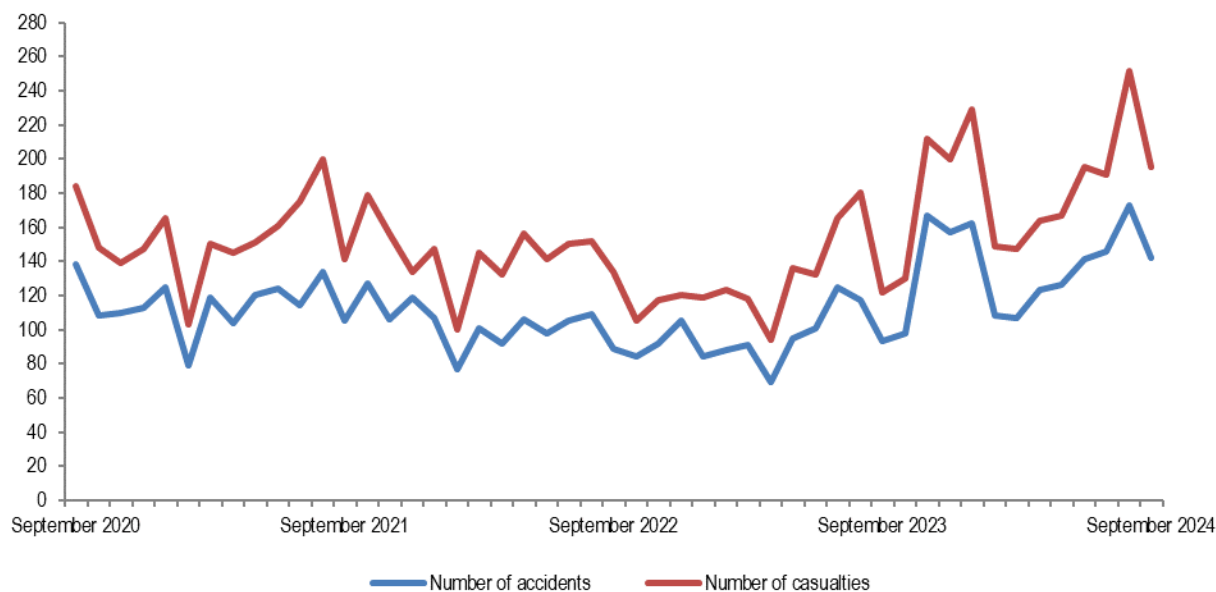
# Road accidents\*

## September 2024

**Tirana, 28 October 2024:** In September 2024, are counted 142 road accidents from which 195 were casualties (persons killed and injured). \* (The data published is preliminary and subject of updating).

During these nine months, 2024 mortality in road accidents is 9.3 per 100 road accidents, from 16.1 per 100 road accidents during the same period in the last year.

Fig. 1 Road accidents and number of casualties (killed and injured), September 2020 – September 2024



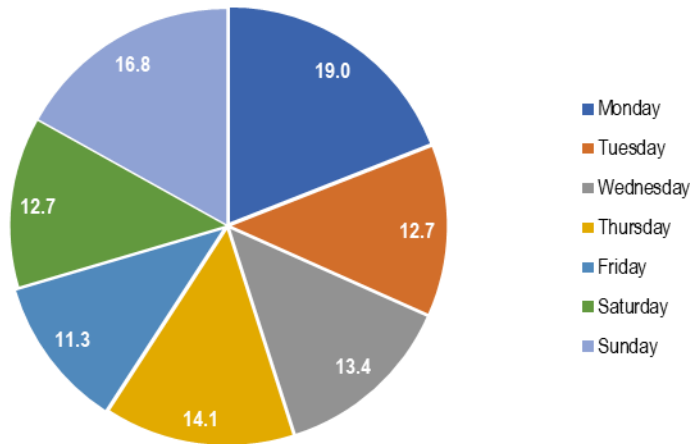
Source: General Directorate of State's Police, INSTAT's calculations

The road accidents, in 94.4 % of cases, occurred as a result of the driver's behavior. The highest number of accidents, in this period, was carried out by the age group 25-34 year, accounting 26.1 % of the total number of accidents.

**For publication 28/10/2024**

In September 2024, the highest number of road accidents occurred on Monday by 19.0 %, while the lowest number of accidents occurred on Friday by 11.3 %.

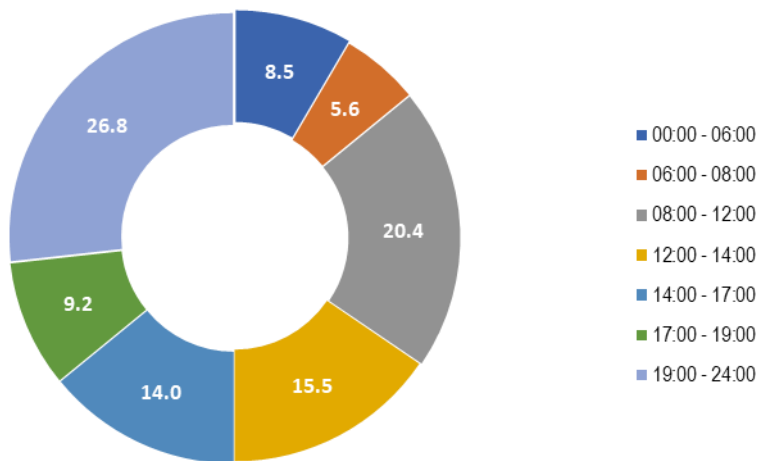
**Fig.2 Road accidents by day of the week in %, September 2024**



Source: General Directorate of State's Police, INSTAT's calculations

The highest number of road accidents occurred during the time frame 19:00-24:00 accounting by 26.8 % of the total number of road accidents.

**Fig.3 Road accidents by time of occurrence in %, September 2024**



Source: General Directorate of State's Police, INSTAT's calculations

For more information, visit INSTAT webpage:

<http://www.instat.gov.al/en/themes/industry-trade-and-services/transport-and-accidents/#tab3>

**Tab. 1 Road accidents and number of casualties, by gender**

Period	Total Accidents	Killed and injured persons	
		Female	Male
September 2023	93	39	83
September 2024	142	72	123
<b>The annual change (%)</b>	<b>52.7</b>	<b>84.6</b>	<b>48.2</b>
January -September 2023	863	372	817
January -September 2024	1,228	559	1,130
<b>The annual change (%)</b>	<b>42.3</b>	<b>50.3</b>	<b>38.3</b>

Source: General Directorate of State's Police, INSTAT's calculations

**Tab. 2 Road accidents, number of killed and injured, by users of road**

Period	Accidents by		Killed and injured persons	
	Behavior of the driver	Behavior pedestrian	Behavior of the driver	Behavior pedestrian
September 2023	88	5	115	7
September 2024	134	8	187	8
<b>The annual change (%)</b>	<b>52.3</b>	<b>60.0</b>	<b>62.6</b>	<b>14.3</b>
January -September 2023	764	99	1,083	106
January -September 2024	1,085	143	1,536	153
<b>The annual change (%)</b>	<b>42.0</b>	<b>44.4</b>	<b>41.8</b>	<b>44.3</b>

Source: General Directorate of State's Police, INSTAT's calculation

**Tab. 3 Road accidents by driver's age**

Period	0 - 24 years old	25- 34 years old	35- 44 years old	45-59 years old	60+ years old	Left the accident scene
September 2023	15	24	21	22	10	1
September 2024	28	37	26	26	22	3
<b>The annual change (%)</b>	<b>86.7</b>	<b>54.2</b>	<b>23.8</b>	<b>18.2</b>	<b>120.0</b>	<b>200.0</b>
January -September 2023	162	222	173	181	106	19
January -September 2024	247	316	222	230	181	32
<b>The annual change (%)</b>	<b>52.5</b>	<b>42.3</b>	<b>28.3</b>	<b>27.1</b>	<b>70.8</b>	<b>68.4</b>

Source: General Directorate of State's Police, INSTAT's calculation

For more information, visit INSTAT webpage:

<http://www.instat.gov.al/en/themes/industry-trade-and-services/transport-and-accidents/#tab3>

**Tab. 4 Road accidents, by regions\***

Period	Accidents		Killed and injured persons		Accidents		Killed and injured persons	
	September 2023	September 2024	September 2023	September 2024	January-September 2023	January-September 2024	January-September 2023	January-September 2024
<b>Albania</b>	<b>93</b>	<b>142</b>	<b>122</b>	<b>195</b>	<b>863</b>	<b>1,228</b>	<b>1,189</b>	<b>1,689</b>
Berat	2	2	2	4	16	24	19	30
Dibër	1	4	1	4	11	28	20	56
Durrës	9	6	9	7	102	134	135	215
Elbasan	1	9	3	12	28	62	37	91
Fier	4	10	9	12	42	94	63	122
Gjirokastrë	3	10	8	21	49	63	84	133
Korçë	7	6	7	8	49	48	58	59
Kukës	3	7	4	8	28	46	43	52
Lezhë	10	19	20	36	88	136	146	211
Shkodër	3	17	3	18	15	78	20	88
Tiranë	41	39	46	47	378	402	492	481
Vlorë	9	13	10	18	57	113	72	151

Source: General Directorate of State's Police, INSTAT's calculation

\*(The data published is preliminary and subject of updating)

# Methodology

The purpose of the monthly publication of accidents is to present the results and indicators of road accidents such as: the change in the number of monthly accidents, number of killed and injured persons by road accidents classified by gender, the behavior of road users, age and counties in the country comparing with the same period a year ago. The General Directorate of State Police is the institution that provides INSTAT with a comprehensive system of information on road accidents.

## Definitions

**Accidents:** Unwanted or unintended sudden event or a specific chain of such events which have harmful consequences.

**Injury accident:** Any accident involving at least one road vehicle in motion on a public road or private road to which the public has right of access, resulting in at least one injured or killed person.

**Person killed:** It is considered any person killed immediately or dying within 30 days as a result of the accident, excluding suicides.

**Person injured:** Any person who as result of an accident was not killed immediately or not dying within 30 days, but sustained an injury, normally needing medical treatment, excluding attempted suicides.

**The behavior of the driver:** It implies when the driver does not comply with the traffic rules according to the "Road Code" as sudden braking, ignores signs (signaling) traffic, disregard the speed limit, etc.

**Pedestrian Behavior:** It implies when pedestrian does not comply with the traffic rules according to the "Road Code" as crossing the road carelessly, etc.

**Source of data:** The data are provided by Ministry of Internal Affairs/General directorate of State's Police.

*The data of a last month on killed persons by road accidents are preliminary and subject of revision. For more: [Statistical Revision Policy](#).*

## Explanation of Symbols

- 0 value less than half of unit of measure

- no value

- (...) missing data

For more information, visit INSTAT webpage:

<http://www.instat.gov.al/en/themes/industry-trade-and-services/transport-and-accidents/#tab3>