

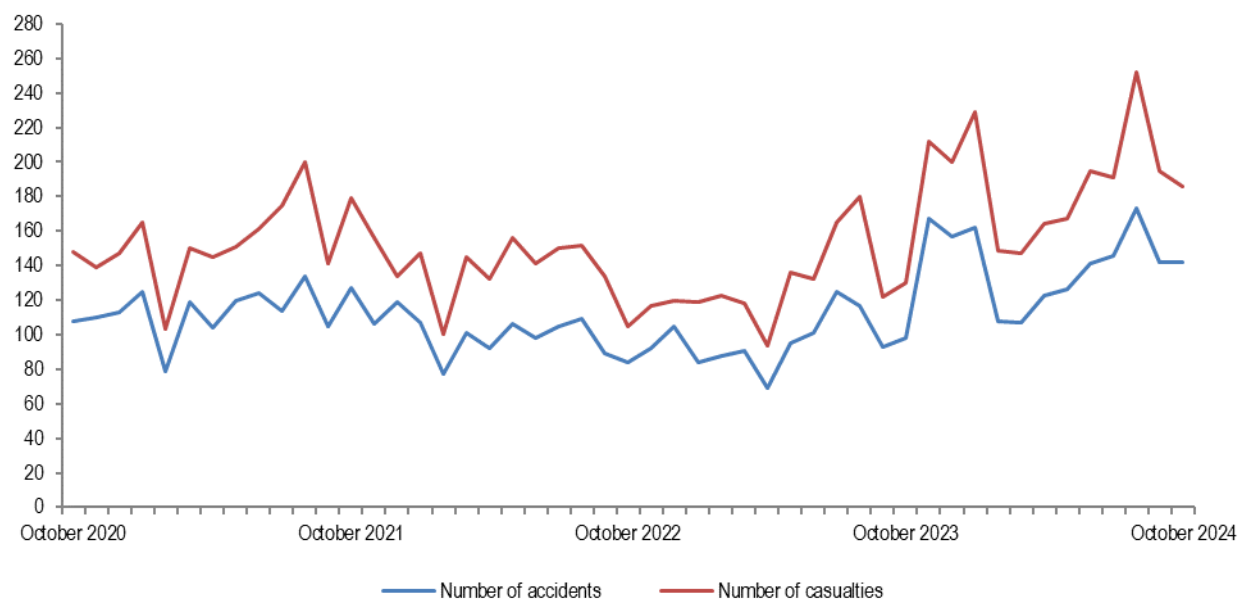
# Road accidents\*

## October 2024

**Tirana, 27 November 2024:** In October 2024, are counted 142 road accidents from which 186 were casualties (persons killed and injured). \* (The data published is preliminary and subject of updating).

During the period January-October 2024 mortality in road accidents is 9.7 per 100 road accidents, from 15.8 per 100 road accidents during the same period in the last year.

Fig. 1 Road accidents and number of casualties (killed and injured), October 2020 – October 2024



Source: General Directorate of State's Police, INSTAT's calculations

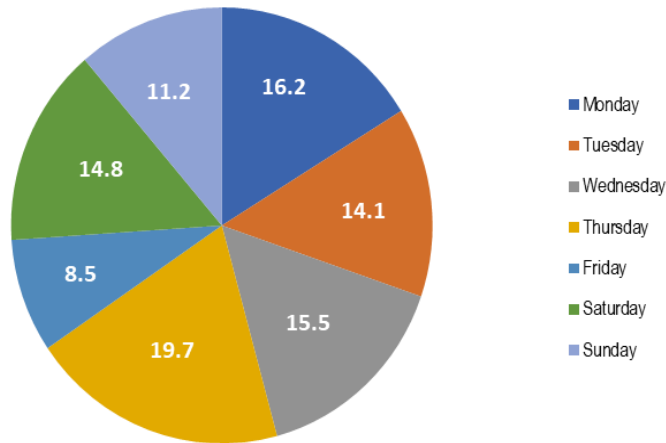
The road accidents, in 90.1 % of cases, occurred as a result of the driver's behavior. The highest number of accidents, in this period, was carried out by the age group 25-34 year, accounting 23.2 % of the total number of accidents.

**For publication 27/11/2024**

Continue

In October 2024, the highest number of road accidents occurred on Thursday by 19.7 %, while the lowest number of accidents occurred on Friday by 8.5 %.

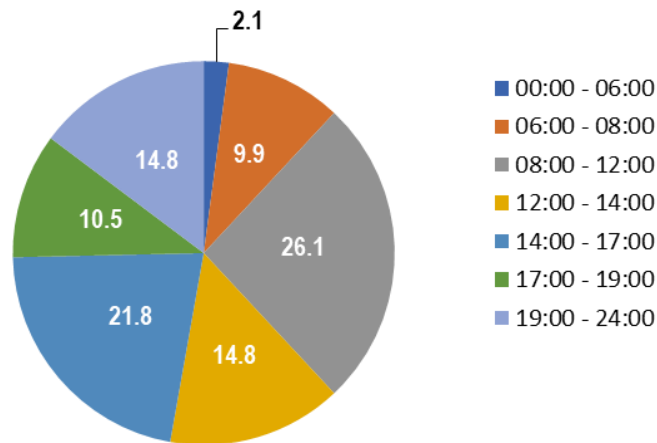
Fig. 2 Road accidents by day of the week in %, October 2024



Source: General Directorate of State's Police, INSTAT's calculations

The highest number of road accidents occurred during the time frame 08:00-12:00 accounting by 26.1 % of the total number of road accidents.

Fig. 3 Road accidents by time of occurrence in %, October 2024



Source: General Directorate of State's Police, INSTAT's calculations

For more information. visit INSTAT web page:

<http://www.instat.gov.al/en/themes/industry-trade-and-services/transport-and-accidents/#tab3>

**Tab. 1 Road accidents and number of casualties, by gender**

Period	Total	Killed and injured persons	
	Accidents	Female	Male
October 2023	98	36	94
October 2024	142	60	126
<b>The annual change (%)</b>	<b>44.9</b>	<b>66.7</b>	<b>34.0</b>
January-October 2023	961	408	911
January-October 2024	1,370	619	1,256
<b>The annual change (%)</b>	<b>42.6</b>	<b>51.7</b>	<b>37.9</b>

Source: General Directorate of State's Police, INSTAT's calculations

**Tab. 2 Road accidents, number of killed and injured, by users of road**

Period	Accidents by		Killed and injured persons	
	Behavior of the driver	Behavior pedestrian	Behavior of the driver	Behavior pedestrian
October 2023	82	16	114	16
October 2024	128	14	172	14
<b>The annual change (%)</b>	<b>56.1</b>	<b>-12.5</b>	<b>50.9</b>	<b>-12.5</b>
January-October 2023	846	115	1,197	122
January-October 2024	1,213	157	1,708	167
<b>The annual change (%)</b>	<b>43.4</b>	<b>36.5</b>	<b>42.7</b>	<b>36.9</b>

Source: General Directorate of State's Police, INSTAT's calculation

**Tab. 3 Road accidents by driver's age**

Period	0 - 24 years old	25- 34 years old	35- 44 years old	45-59 years old	60+ years old	Left the accident scene
October 2023	19	22	13	26	14	4
October 2024	32	33	27	28	19	3
<b>The annual change (%)</b>	<b>68.4</b>	<b>50.0</b>	<b>107.7</b>	<b>7.7</b>	<b>35.7</b>	<b>-25.0</b>
January-October 2023	181	244	186	207	120	23
January-October 2024	279	349	249	258	200	35
<b>The annual change (%)</b>	<b>54.1</b>	<b>43.0</b>	<b>33.9</b>	<b>24.6</b>	<b>66.7</b>	<b>52.2</b>

Source: General Directorate of State's Police, INSTAT's calculation

For more information, visit INSTAT web page:

<http://www.instat.gov.al/en/themes/industry-trade-and-services/transport-and-accidents/#tab3>

**Tab. 4 Road accidents, by regions\***

Period	Accidents		Killed and injured persons		Accidents		Killed and injured persons	
	October 2023	October 2024	October 2023	October 2024	January-October 2023	January-October 2024	January-October 2023	January-October 2024
<b>Albania</b>	<b>98</b>	<b>142</b>	<b>130</b>	<b>186</b>	<b>961</b>	<b>1,370</b>	<b>1,319</b>	<b>1,875</b>
Berat	5	0	5	0	21	24	24	30
Dibër	1	5	3	6	12	33	23	62
Durrës	20	12	31	21	122	146	166	236
Elbasan	3	3	4	3	31	65	41	94
Fier	7	14	12	17	49	108	75	139
Gjirokastrë	5	7	5	15	54	70	89	148
Korçë	1	2	1	2	50	50	59	61
Kukës	4	3	9	3	32	49	52	55
Lezhë	4	15	6	21	92	151	152	232
Shkodër	1	18	1	18	16	96	21	106
Tiranë	41	45	46	57	419	447	538	538
Vlorë	6	18	7	23	63	131	79	174

Source: General Directorate of State's Police, INSTAT's calculation

\*(The data published is preliminary and subject of updating).

# Methodology

The purpose of the monthly publication of accidents is to present the results and indicators of road accidents such as: the change in the number of monthly accidents. number of killed and injured persons by road accidents classified by gender, the behavior of road users, age and counties in the country comparing with the same period a year ago. The General Directorate of State Police is the institution that provides INSTAT with a comprehensive system of information on road accidents.

## Definitions

**Accidents:** Unwanted or unintended sudden event or a specific chain of such events which have harmful consequences.

**Injury accident:** Any accident involving at least one road vehicle in motion on a public road or private road to which the public has right of access, resulting in at least one injured or killed person.

**Person killed:** It is considered any person killed immediately or dying within 30 days as a result of the accident, excluding suicides.

**Person injured:** Any person who as result of an accident was not killed immediately or not dying within 30 days, but sustained an injury, normally needing medical treatment, excluding attempted suicides.

**The behavior of the driver:** It implies when the driver does not comply with the traffic rules according to the "Road Code" as sudden braking, ignores signs (signaling) traffic, disregard the speed limit, etc.

**Pedestrian Behavior:** It implies when pedestrian does not comply with the traffic rules according to the "Road Code" as crossing the road carelessly, etc.

**Source of data:** The data are provided by Ministry of Internal Affairs/General directorate of State's Police.

*The data of a last month on killed persons by road accidents are preliminary and subject of revision. For more: [Statistical Revision Policy](#).*

## Explanation of Symbols

- 0 value less than half of unit of measure
- no value
- (...) missing data

For more information. visit INSTAT web page:

<http://www.instat.gov.al/en/themes/industry-trade-and-services/transport-and-accidents/#tab3>