

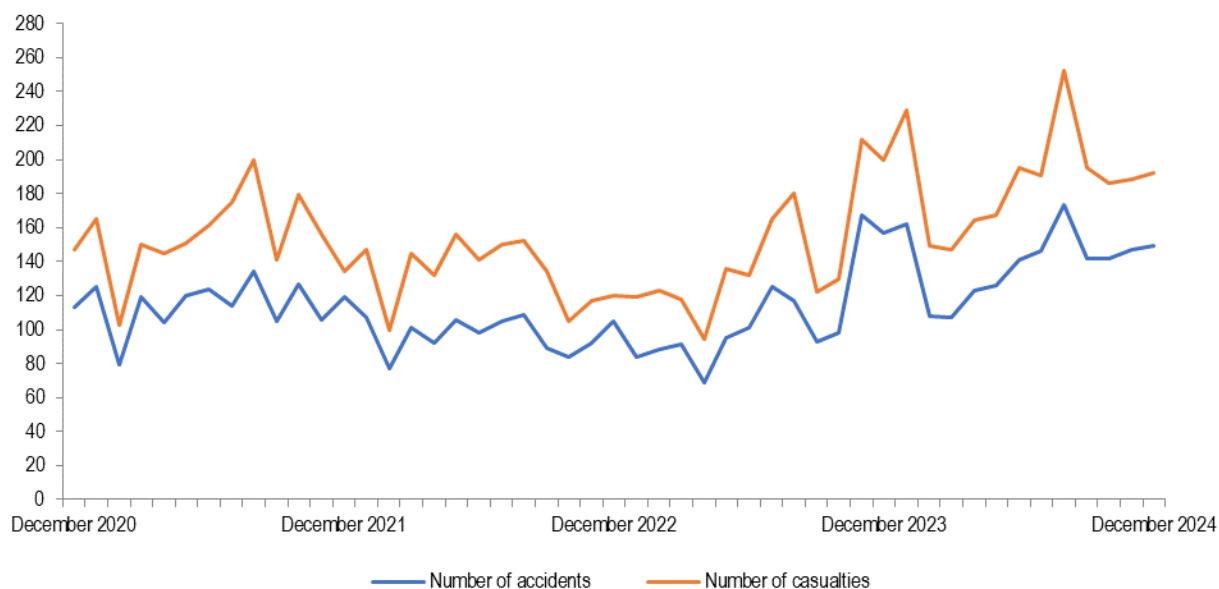
Road accidents*

December 2024

Tirana, 28 January 2025: In December 2024, are counted 149 road accidents from which 192 were casualties (persons killed and injured). * (The data published is preliminary and subject of updating).

During the period January-December 2024 mortality in road accidents is 10.5 per 100 road accidents, from 14.9 per 100 road accidents during the same period in the last year.

Fig. 1 Road accidents and number of casualties (killed and injured), December 2020–December 2024

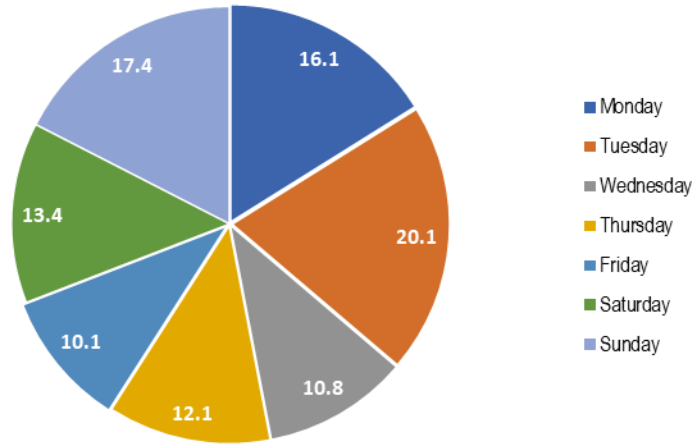


Source: General Directorate of State's Police, INSTAT's calculations

The road accidents, in 89.3 % of cases, occurred as a result of the driver's behavior. The highest number of accidents, in this period, was carried out by the age group 0-24 and 25-34 year, accounting 24.2 % of the total number of accidents.

In December 2024, the highest number of road accidents occurred on Tuesday by 20.1 %, while the lowest number of accidents occurred on Friday by 10.1 %.

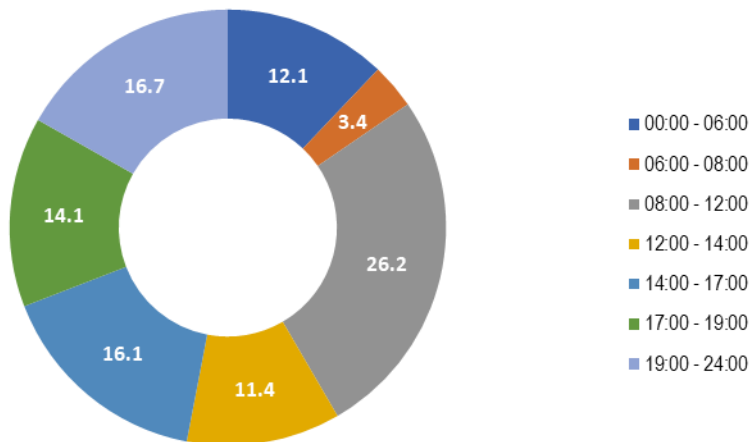
Fig.2 Road accidents by day of the week in %, December 2024



Source: General Directorate of State's Police, INSTAT's calculations

The highest number of road accidents occurred during the time frame 08:00-12:00 accounting by 26.2 % of the total number of road accidents.

Fig.3 Road accidents by time of occurrence in %, December 2024



Source: General Directorate of State's Police, INSTAT's calculations

Tab. 1 Road accidents and number of casualties, by gender

Period	Total	Killed and injured persons	
	Accidents	Female	Male
December 2023	157	64	136
December 2024	149	61	131
The annual change (%)	-5.1	-4.7	-3.7
January -December 2023	1,285	534	1,197
January -December 2024	1,666	730	1,525
The annual change (%)	29.6	36.7	27.4

Source: General Directorate of State's Police, INSTAT's calculations

Tab. 2 Road accidents, number of killed and injured, by users of road

Period	Accidents by		Killed and injured persons	
	Behavior of the driver	Behavior pedestrian	Behavior of the driver	Behavior pedestrian
December 2023	117	40	157	43
December 2024	133	16	176	16
The annual change (%)	13.7	-60.0	12.1	-62.8
January -December 2023	1,110	175	1,545	186
January -December 2024	1,479	187	2,058	197
The annual change (%)	33.2	6.9	33.2	5.9

Source: General Directorate of State's Police, INSTAT's calculation

Tab. 3 Road accidents by driver's age

Period	0 - 24 years old	25- 34 years old	35- 44 years old	45-59 years old	60+ years old	Left the accident scene
December 2023	36	40	21	36	20	4
December 2024	36	36	27	27	19	4
The annual change (%)	0.0	-10.0	28.6	-25.0	-5.0	0.0
January -December 2023	248	342	235	274	153	33
January -December 2024	341	424	294	318	246	43
The annual change (%)	37.5	24.0	25.1	16.1	60.8	30.3

Source: General Directorate of State's Police, INSTAT's calculation

For more information, visit INSTAT webpage:

<http://www.instat.gov.al/en/themes/industry-trade-and-services/transport-and-accidents/#tab3>

Tab. 4 Road accidents, by regions*

Period	Accidents		Killed and injured persons		Accidents		Killed and injured persons	
	December 2023	December 2024	December 2023	December 2024	January-December 2023	January-December 2024	January-December 2023	January-December 2024
	Albania	157	149	200	192	1,285	1,666	1,731
Berat	3	3	3	4	30	30	33	37
Dibër	7	3	8	3	26	39	43	70
Durrës	19	16	25	28	158	172	212	281
Elbasan	13	10	21	13	50	83	70	121
Fier	18	16	20	17	80	139	116	172
Gjirokastrë	7	5	8	7	70	84	109	168
Korçë	4	6	4	7	57	60	67	72
Kukës	1	1	1	1	38	55	59	61
Lezhë	15	9	18	12	115	173	180	267
Shkodër	5	12	7	13	33	124	45	137
Tiranë	59	57	78	75	547	552	692	669
Vlorë	6	11	7	12	81	155	105	200

Source: General Directorate of State's Police, INSTAT's calculation

*(The data published is preliminary and subject of updating)

For more information, visit INSTAT webpage:

<http://www.instat.gov.al/en/themes/industry-trade-and-services/transport-and-accidents/#tab3>

Methodology

The purpose of the monthly publication of accidents is to present the results and indicators of road accidents such as: the change in the number of monthly accidents, number of killed and injured persons by road accidents classified by gender, the behavior of road users, age and counties in the country comparing with the same period a year ago. The General Directorate of State Police is the institution that provides INSTAT with a comprehensive system of information on road accidents.

Definitions

Accidents: Unwanted or unintended sudden event or a specific chain of such events which have harmful consequences.

Injury accident: Any accident involving at least one road vehicle in motion on a public road or private road to which the public has right of access, resulting in at least one injured or killed person.

Person killed: It is considered any person killed immediately or dying within 30 days as a result of the accident, excluding suicides.

Person injured: Any person who as result of an accident was not killed immediately or not dying within 30 days, but sustained an injury, normally needing medical treatment, excluding attempted suicides.

The behavior of the driver: It implies when the driver does not comply with the traffic rules according to the "Road Code" as sudden braking, ignores signs (signaling) traffic, disregard the speed limit, etc.

Pedestrian Behavior: It implies when pedestrian does not comply with the traffic rules according to the "Road Code" as crossing the road carelessly, etc.

Source of data: The data are provided by Ministry of Internal Affairs/General directorate of State's Police.

The data of a last month on killed persons by road accidents are preliminary and subject of revision. For more: [Statistical Revision Policy](#).

Explanation of Symbols

- 0 value less than half of unit of measure
- no value
- (...) missing data

For more information, visit INSTAT webpage:

<http://www.instat.gov.al/en/themes/industry-trade-and-services/transport-and-accidents/#tab3>