

Graduation statistics, 2023-2024

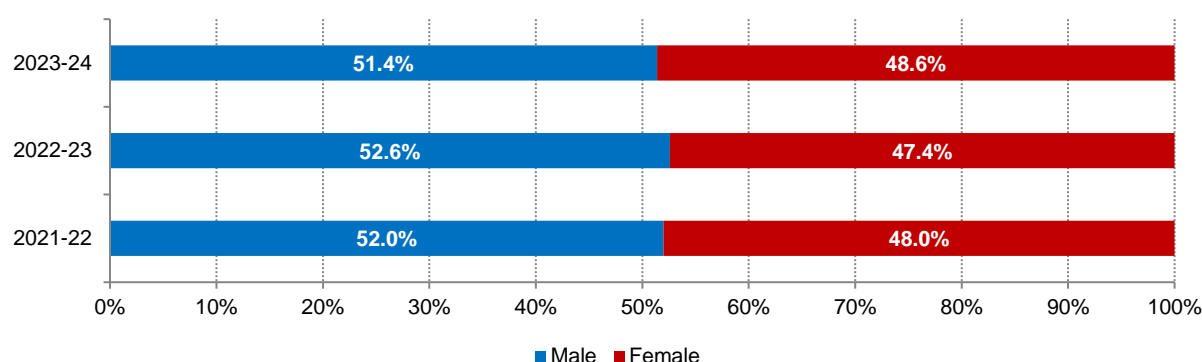
Tirana, May 12, 2025: This publication presents statistics on the graduation of pupils and students in formal education in Albania, both in public and private educational institutions.

- In 2023-24 school/academic year, 82,712 pupils and students graduated in formal education:
 - 33.5 % in basic education;
 - 32.3 % in upper secondary education;
 - 0,1 % in post-secondary, not tertiary education;
 - 34.1 % in tertiary education.
- In 9-year education, out of 27,705 graduates, 51.4% were male and 48.6% were female.
- In upper secondary education, 26,729 pupils graduated, 1.3% less compared to the previous academic year.
- In vocational upper secondary education, out of 3,174 graduates, 82.7% were male and 17.3% female.
- In the academic year 2023-2024, out of 28,193 students graduating in tertiary education, 65.8% were female students.
- The field "Business, Administration and Law" is the most preferred by females, with 25.9% of female graduates.
- The field "Engineering, Manufacturing and Construction" is the most preferred by males, with 25.2% of male graduates.

Pre-university education

In the 2023-2024 school year, 27,705 pupils graduated from 9-year school or basic education, of which 51.4% were males and 48.6% were females. 26,729 pupils graduated from upper secondary education, of which 3,174 pupils graduated from vocational upper secondary education, with a male dominance of 82.7%. Graduates of vocational upper secondary education make up 11.9% of the total graduates of upper secondary education. 85 persons graduated from post-secondary not tertiary education, of which 24.7% were females and 75.3% were males. The fields in which they graduated are: "Real Estate Intermediation", "Diagnostics-Management in Garages" and "Design and Fashion".

Fig. 1 Pupils graduated in basic education by sex

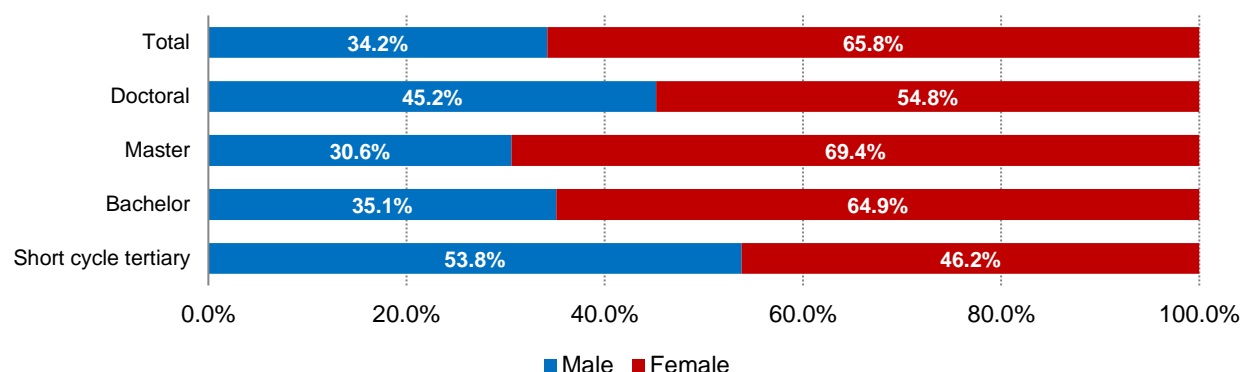


Source: Ministry of Education and Sport, INSTAT

Tertiary education

In the 2023-24 academic year, 28,193 students graduated in tertiary education. Graduated students in Bachelor's programs make up 51.3 % of total graduate students, followed by Master's programs with 43.1 %. In all tertiary education programs, in this academic year, 18,555 female students graduated, or 65.8 % of the total number of graduate students in tertiary education.

Fig. 2 Graduated in tertiary education by programs and sex, 2023-2024

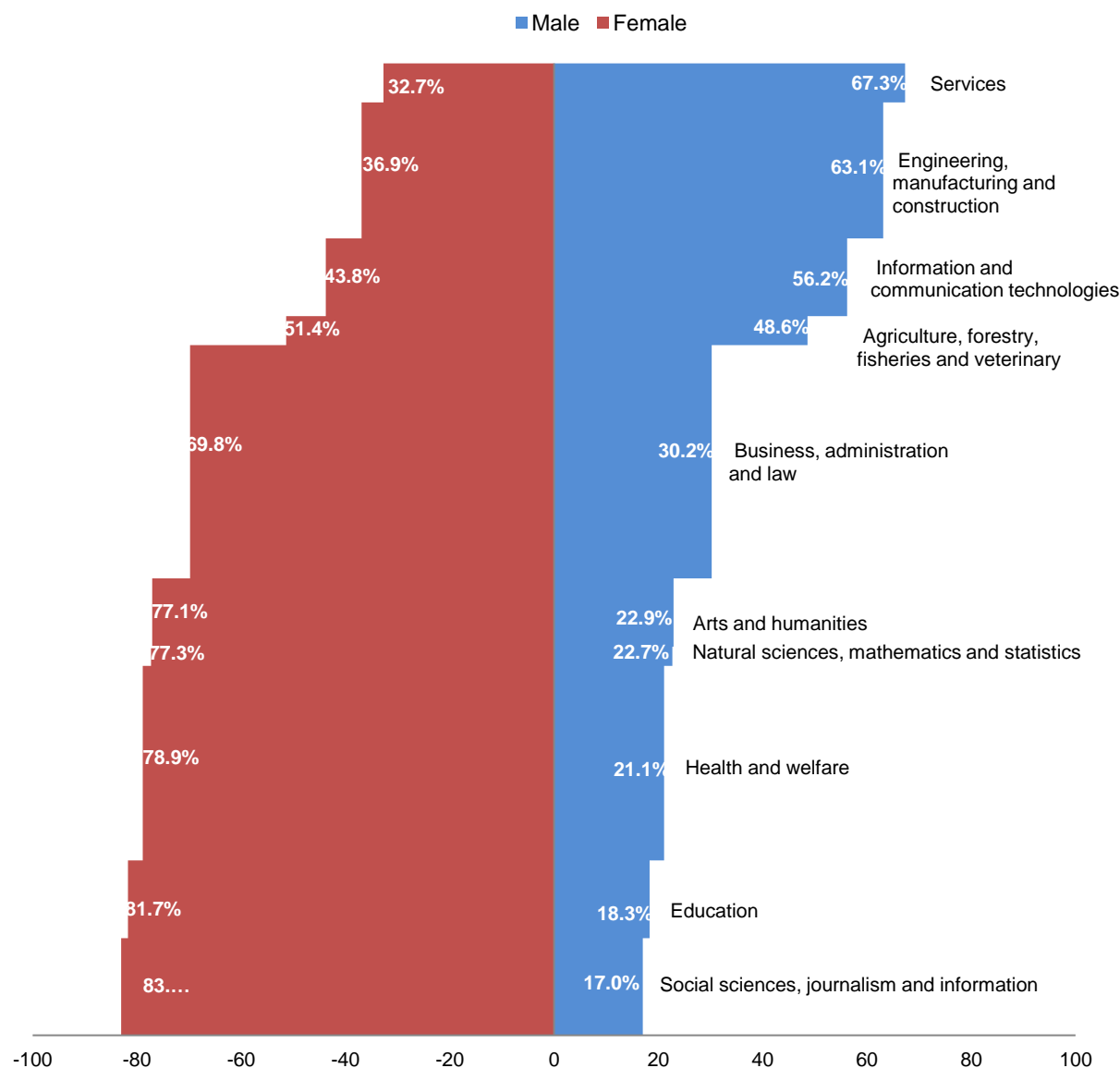


Source: Ministry of Education and Sport, INSTAT

The field of study in which the most students are graduated in all programs is "Business, Administration and Law" with 24.4 % or almost a quarter of the total number of graduates.

Analyzed for each field separately, the fields of study in which most females are graduated comparatively to males are " Social sciences, journalism and information" (83.0 %), followed by "Education" (81.7 %) and "Health and welfare" (78.9 %). The fields of study in which more males are graduated compared to females are "Services" (67.3 %), "Engineering, Manufacturing and Construction" (63.1 %), and "Information and Communication Technologies" (56.2 %).

Fig. 3 Graduated in tertiary education by field of study and sex, 2023-2024



Source: Ministry of Education and Sport, INSTAT

Tab.1 Pupils graduated in preuniversity education

ISCED-2011	Education level	2021-22			2022-23			2023-24		
		Female	Male	Total	Female	Male	Total	Female	Male	Total
1+2	In Basic Education	14,346	15,565	29,911	13,512	14,976	28,488	13,458	14,247	27,705
3	In Upper Secondary	15,080	14,423	29,503	14,295	12,774	27,069	13,896	12,833	26,729
	<i>Gymnasium & Socio-Cultural</i>	14,386	11,441	25,827	13,726	10,131	23,857	13,347	10,208	23,555
	<i>Professional</i>	694	2,982	3,676	569	2,643	3,212	549	2,625	3,174
4	In Post-secondary, not tertiary Education	-	-	-	-	-	-	21	64	85

Source: Ministry of Education and Sport, Ministry of Economy, Culture and Innovation

Tab. 2 Students graduated in tertiary education

ISCED-2011	Education level	2021-22			2022-23			2023-24		
		Female	Male	Total	Female	Male	Total	Female	Male	Total
5	Short cycle tertiary	816	846	1,662	743	841	1,584	710	826	1,536
6	Bachelor	10,455	5,562	16,017	8,731	5,077	13,808	9,395	5,080	14,475
7	Master	9,046	3,916	12,962	8,708	3,775	12,483	8,433	3,718	12,151
8	Doctoral	172	97	269	59	57	116	17	14	31
	Total	20,489	10,421	30,910	18,241	9,750	27,991	18,555	9,638	28,193

Source: Ministry of Education and Sport

Tab. 3 Students graduated in tertiary education, by fields of study

Field of study	2021-22			2022-23			2023-24		
	Female	Male	Total	Female	Male	Total	Female	Male	Total
Education	2,580	630	3,210	2,047	430	2,477	1,867	418	2,285
Arts and humanities	2,183	541	2,724	1,602	441	2,043	1,488	442	1,930
Social sciences, journalism and information	2,344	629	2,973	2,075	528	2,603	2,211	454	2,665
Business, administration and law	5,639	2,779	8,418	4,734	2,367	7,101	4,808	2,080	6,888
Natural sciences, mathematics and statistics	791	243	1,034	658	159	817	518	152	670
Information and communication technologies	785	1,093	1,878	822	1,160	1,982	991	1,271	2,262
Engineering, manufacturing and construction	1,305	2,216	3,521	1,315	2,192	3,507	1,421	2,431	3,852
Agriculture, forestry, fisheries and veterinary	536	553	1,089	442	474	916	383	362	745
Health and welfare	3,927	1,002	4,929	4,169	1,167	5,336	4,462	1,191	5,653
Services	399	735	1,134	377	832	1,209	406	837	1,243
Total	20,489	10,421	30,910	18,241	9,750	27,991	18,555	9,638	28,193

Source: Ministry of Education and Sport

Methodology

Education in Albania is organized according to these programs and classified according to ISCED-2011 Classification used internationally in education statistics:

Level 0 - Early childhood education - Early childhood / Pre-primary education;

Level 1 - Primary education or first cycle of basic education;

Level 2 - Lower Secondary Education or second cycle of basic education;

Level 3 - Upper Secondary Education - Gymnasium / Professional / Socio-Cultural;

Level 4 - Post-secondary, not tertiary;

Level 5 - Tertiary Education Short Cycle;

Level 6 - Bachelor or equivalent;

Level 7 - Master or equivalent;

Level 8 - PHD or equivalent

DEFINITIONS

Formal education is defined as institutionalized, intentional and planned education through public and private institutions, recognized by the national education authority, that in their entirety constitute the formal education system of a country. Formal education programs are recognized as such by the relevant national education authorities, equivalent or subordinate education providers. Formal education consists more of education starting from the first grade and continues regularly year after year, mainly in the full-time system (before becoming part of the labor market), of professional education, of education for special needs and some parts of adult education, often recognized as part of the formal education system.

Basic education consists of two cycles: primary education that is conducted in grades 1-5 and upper cycle or lower secondary education that is conducted in grades 6-9. Basic education is compulsory at age 6 and lasts 9 years. The student is required to attend basic education up to the age of 16 years old.

Upper secondary education includes gymnasium and sociocultural education as well as, professional education, which is divided into lower technical (vocational) and higher professional education.

Professional education includes education programs designed to gain the knowledge, skills and competences specific to a particular profession or class of professions.

Graduated in an educational program, is a pupil or student who has successfully completed all program requirements.

Data on statistics of graduates are subject to review. For more, refer to:

https://www.instat.gov.al/media/2940/revision_policy_2016.pdf Statistical Review Policy.

Data Source:

Statistical data on education are provided by the Ministry of Education and Sport and the Ministry of Economy, Culture and Innovation, with yearly periodicity.