

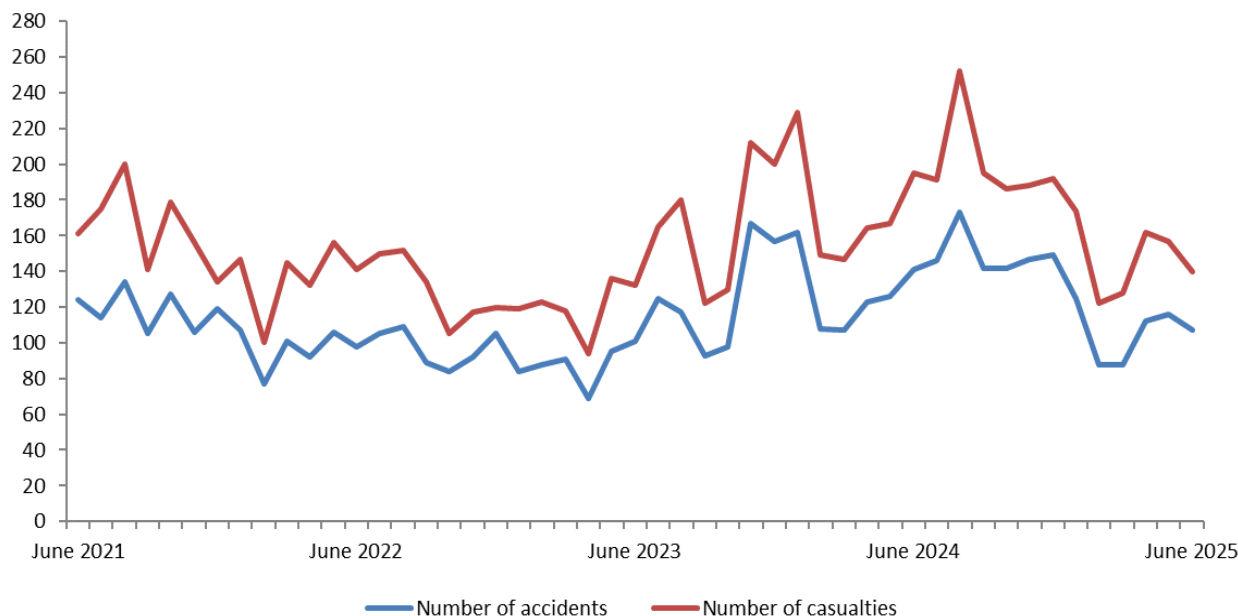
# Road accidents\*

## June 2025

**Tirana, 29 July 2025:** In June 2025, are counted 107 road accidents from which 140 persons were casualties (killed and injured). \* (The data published is preliminary and subject of updating).

During the periods January-June 2025, the number of road accidents decreased by 17.1 %, compared to the same period a year earlier.

Fig. 1 Road accidents and number of casualties (killed and injured), June 2021-June 2025

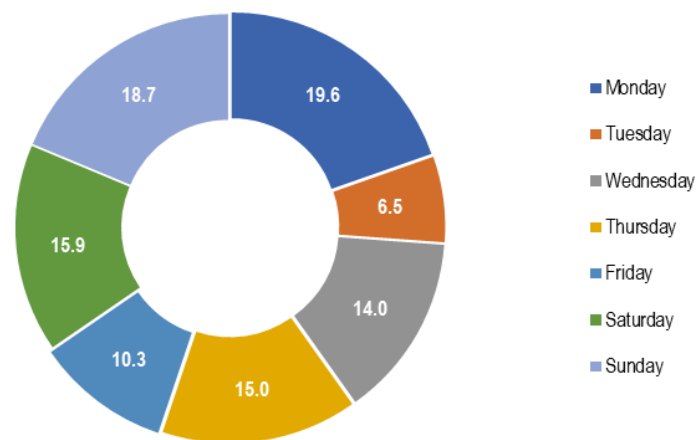


Source: General Directorate of State's Police, INSTAT's calculations

The road accidents, in 92.5 % of cases, occurred as a result of the driver's behavior. The highest number of accidents, in this period, was carried out by the age group 25-34, accounting 27.1 % of the total number of accidents.

In June 2025, the highest number of road accidents occurred on Monday by 19.6 %, while the lowest number of accidents occurred on Tuesday by 6.5 %.

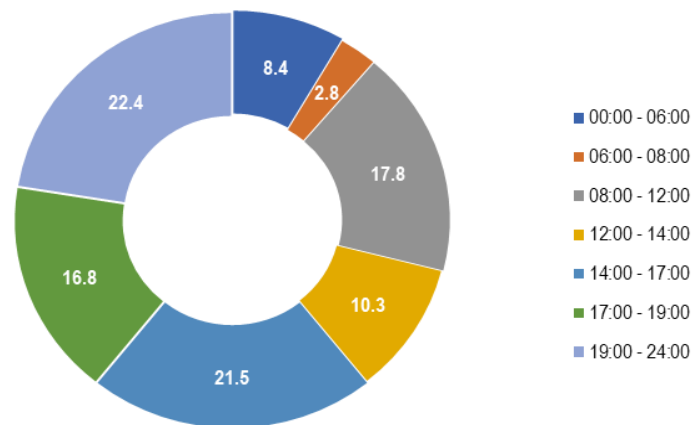
Fig. 2 Road accidents by day of the week in %, June 2025



Source: General Directorate of State's Police, INSTAT's calculations

The highest number of road accidents occurred during the time frame 19:00-24:00 accounting by 22.4 % of the total number of road accidents.

Fig. 3 Road accidents by time of occurrence in %, June 2025



Source: General Directorate of State's Police, INSTAT's calculations

**Tab. 1 Road accidents and number of casualties, by gender**

Period	Total	Killed and injured persons	
	Accidents	Female	Male
June 2024	141	54	141
June 2025	107	46	94
<b>The annual change (%)</b>	<b>-24.1</b>	<b>-14.8</b>	<b>-33.3</b>
January-June 2024	767	327	724
January-June 2025	636	267	616
<b>The annual change (%)</b>	<b>-17.1</b>	<b>-18.3</b>	<b>-14.9</b>

Source: General Directorate of State's Police, INSTAT's calculations

**Tab. 2 Road accidents, number of killed and injured, by users of road**

Period	Accidents by		Killed and injured persons	
	Behavior of the driver	Behavior pedestrian	Behavior of the driver	Behavior pedestrian
June 2024	131	10	185	10
June 2025	99	8	124	16
<b>The annual change (%)</b>	<b>-24.4</b>	<b>-20.0</b>	<b>-33.0</b>	<b>60.0</b>
January-June 2024	659	108	935	116
January-June 2025	561	75	795	88
<b>The annual change (%)</b>	<b>-14.9</b>	<b>-30.6</b>	<b>-15.0</b>	<b>-24.1</b>

Source: General Directorate of State's Police, INSTAT's calculation

**Tab. 3 Road accidents by driver's age**

Period	0 - 24 years old	25- 34 years old	35- 44 years old	45-59 years old	60+ years old	Left the accident scene
June 2024	30	28	26	26	30	1
June 2025	26	29	21	23	8	0
<b>The annual change (%)</b>	<b>-13.3</b>	<b>3.6</b>	<b>-19.2</b>	<b>-11.5</b>	<b>-73.3</b>	<b>-100.0</b>
January-June 2024	157	201	142	139	108	20
January-June 2025	140	138	132	133	84	9
<b>The annual change (%)</b>	<b>-10.8</b>	<b>-31.3</b>	<b>-7.0</b>	<b>-4.3</b>	<b>-22.2</b>	<b>-55.0</b>

Source: General Directorate of State's Police, INSTAT's calculation

For more information. visit INSTAT web page:

<https://www.instat.gov.al/en/themes/industry-trade-and-services/transport-and-accidents/#tab3>

**Tab. 4 Road accidents, by regions\***

Period	Accidents		Killed and injured persons		Accidents		Killed and injured persons	
	June 2024	June 2025	June 2024	June 2025	January- June 2024	January- June 2025	January- June 2024	January- June 2025
<b>Albania</b>	<b>141</b>	<b>107</b>	<b>195</b>	<b>140</b>	<b>767</b>	<b>636</b>	<b>1,051</b>	<b>883</b>
Berat	2	3	2	4	14	14	16	16
Dibër	3	1	7	1	19	12	41	31
Durrës	20	8	37	15	92	49	145	67
Elbasan	8	5	13	5	42	29	61	36
Fier	16	7	21	10	58	54	80	81
Gjirokastrë	5	4	9	9	32	35	70	57
Korçë	6	15	6	15	31	60	38	66
Kukës	4	3	4	3	30	18	32	27
Lezhë	19	19	25	28	75	84	111	131
Shkodër	13	4	14	4	38	55	45	70
Tiranë	33	25	39	30	283	182	344	239
Vlorë	12	13	18	16	53	44	68	62

**Source:** General Directorate of State's Police, INSTAT's calculation

\* (The data published is preliminary and. subject of updating).

# Methodology

The purpose of the monthly publication of accidents is to present the results and indicators of road accidents such as: the change in the number of monthly accidents. number of killed and injured persons by road accidents classified by gender, the behavior of road users, age and counties in the country comparing with the same period a year ago. The General Directorate of State Police is the institution that provides INSTAT with a comprehensive system of information on road accidents.

## Definitions

**Accidents:** Unwanted or unintended sudden event or a specific chain of such events which have harmful consequences.

**Injury accident:** Any accident involving at least one road vehicle in motion on a public road or private road to which the public has right of access, resulting in at least one injured or killed person.

**Person killed:** It is considered any person killed immediately or dying within 30 days as a result of the accident, excluding suicides.

**Person injured:** Any person who as result of an accident was not killed immediately or not dying within 30 days, but sustained an injury, normally needing medical treatment, excluding attempted suicides.

**The behavior of the driver:** It implies when the driver does not comply with the traffic rules according to the "Road Code" as sudden braking, ignores signs (signaling) traffic, disregard the speed limit, etc.

**Pedestrian Behavior:** It implies when pedestrian does not comply with the traffic rules according to the "Road Code" as crossing the road carelessly, etc.

**Source of data:** The data are provided by Ministry of Internal Affairs/General directorate of State's Police.

*The data of a last month on killed persons by road accidents are preliminary and subject of revision. For more: [Statistical Revision Policy](#).*

## Explanation of Symbols

- 0 value less than half of unit of measure
- no value
- (...) missing data

For more information. visit INSTAT web page:

<https://www.instat.gov.al/en/themes/industry-trade-and-services/transport-and-accidents/#tab3>